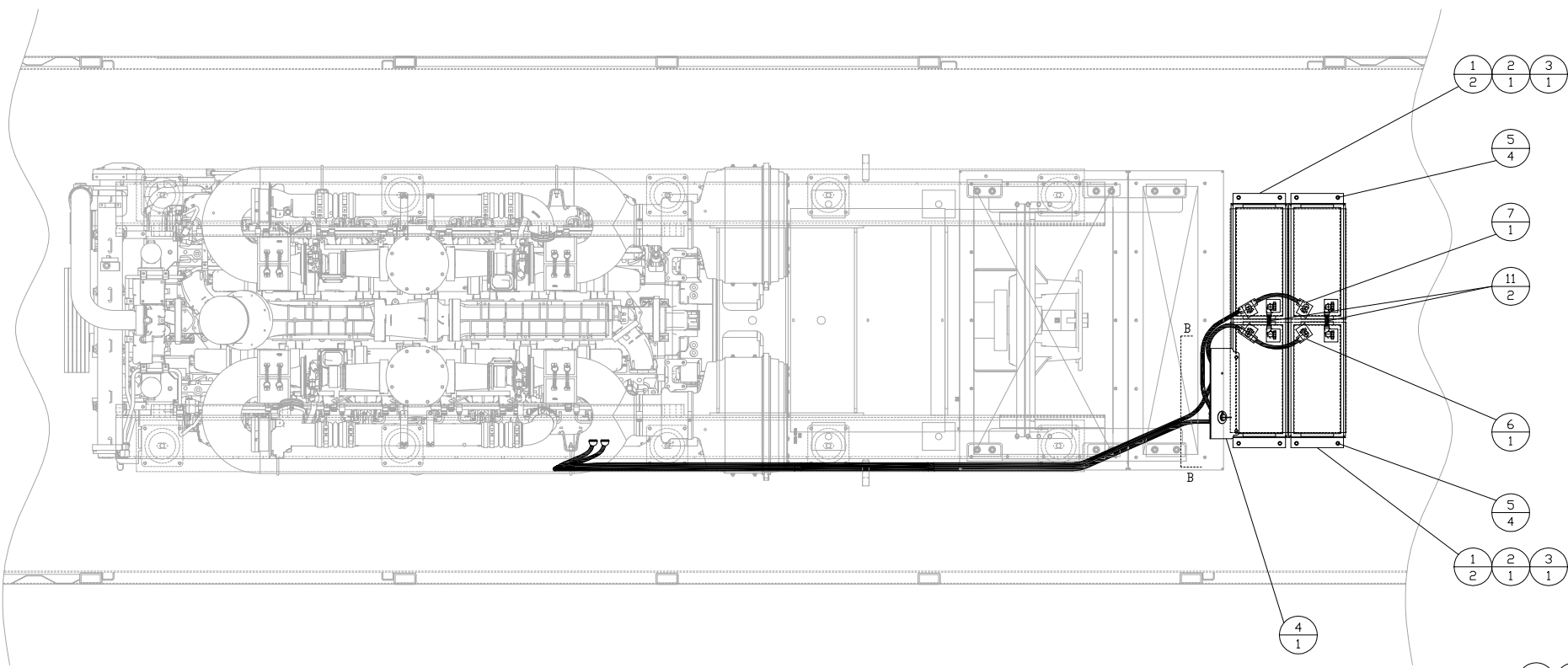
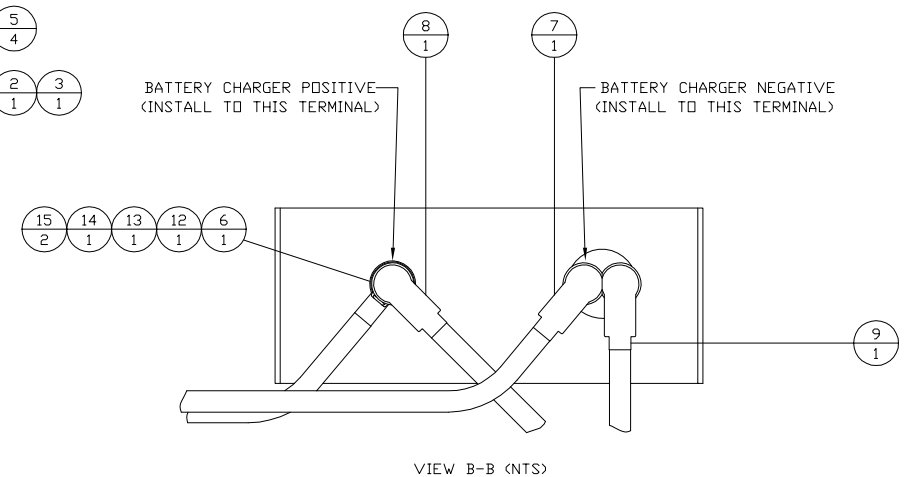


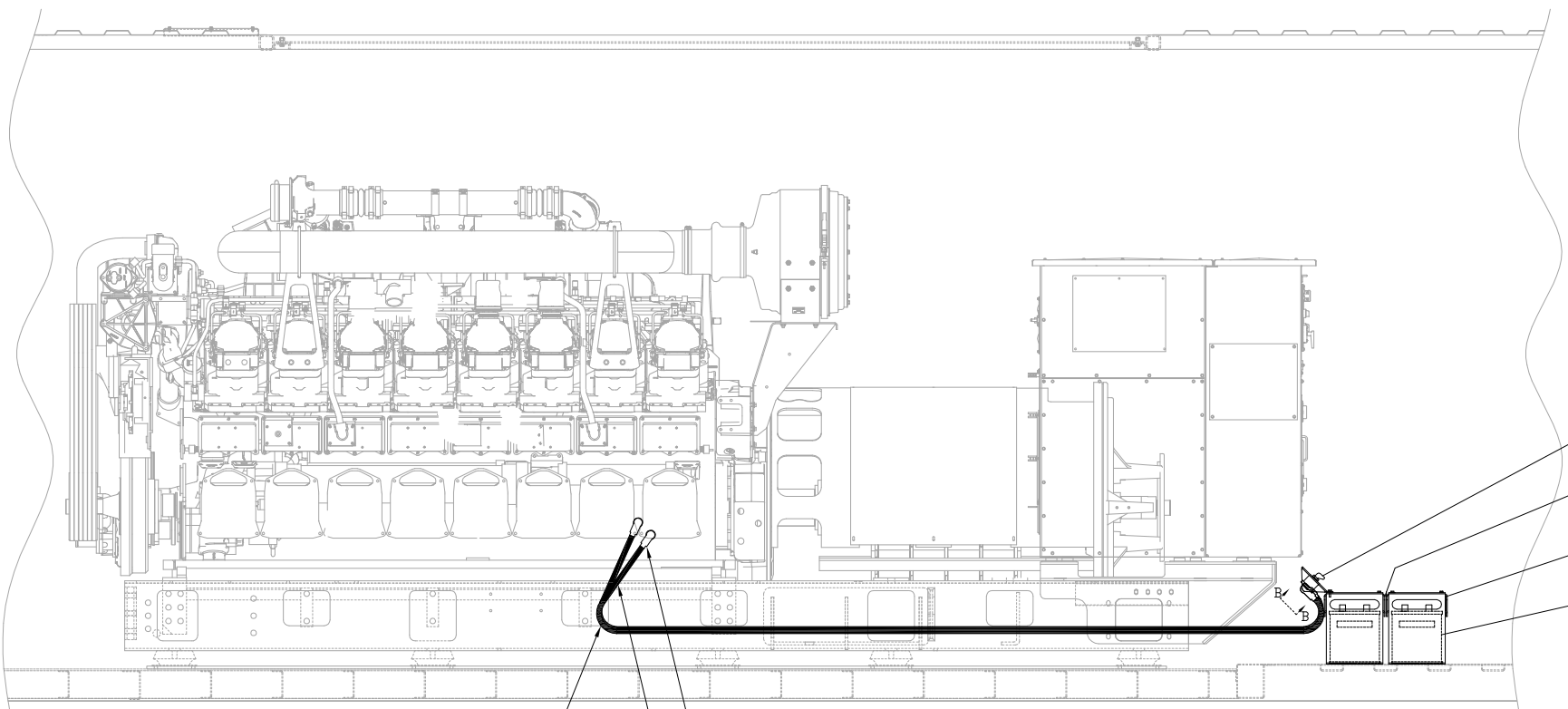
ITEM	QTY.	P/N	DESCRIPTION
1	4	9M-5775-MAT	BATTERY
2	2	176-1057-SUPPORT GROUP	BATTERY
3	2	254-4933-BATTERY GROUP	
4	1	324-6981-SUPPORT GROUP	BATTERY
5	8	174-9194-BOLT-FLANGED	M8X1.25
6	1	88E178-CABLE ASSEMBLY	
7	1	88E179-CABLE ASSEMBLY	
8	1	88E180-CABLE ASSEMBLY	
9	1	88E181-CABLE ASSEMBLY	
10	4	BB12-PLYWOOD BATTERY BOARD	(PAINT BLACK)
11	2	54E135 - B01 CABLE ASSEMBLY	
12	1	11126216-THREADED ROD	3/8"-16THD X 2.00 LG.
13	1	3B-4506-LOCK WASHER	3/8"
14	1	6V-8801-NUT	3/8"-16 THD
15	2	5P-1075-WASHER HARD	3/8" DS
16	65cm	3E-6600-TRIMLOCK	



TOP VIEW (ROOF REMOVED FOR CLARITY)



VIEW B-B (NTS)



CURBSIDE VIEW (WALLS REMOVED FOR CLARITY)

ROUTE CABLES THROUGH ROUNDED RECTANGULAR OPENING AND UNDERNEATH CURBSIDE RAIL

INSTALL TERMINAL ENDS TO STARTING MOTOR (NOT SHOWN)

3/4" LOOM SHOULD BE INSTALLED AROUND EACH CABLE (NOT SHOWN)

INSTALL TRIMLOCK ON BATTERY RACK FLANGES

01-06-16 JAM 05-04-15 JAM 9/22/14 JAM 2/28/14 PJP CHANGE NOTICE NO. DATE BY	ALTORFER 6315 W. FAUBER RD. BARTONVILLE, IL 61607		ALTORFER POWER SYSTEMS PHONE (309) 697-1234 FAX (309) 282-7546	
	THIS DOCUMENT CONTAINS PROPRIETARY INFORMATION OF ALTORFER, INC. WITHOUT THE WRITTEN PERMISSION OF ALTORFER, INC., ANY COPYING OR OTHER USE EXCEPT THAT FOR WHICH IT WAS INTENDED IS PROHIBITED.		PROJECT REFERENCE APS2000	
ADD ITEM 16 ADD ITEMS 13,14,15 ADD ITEM 12 REMOVE P-CLAMPS & THREADED ROD 1 REROUTE CABLES UNDER RAIL	ALL DIMENSIONS IN INCHES UNLESS OTHERWISE SPECIFIED TOLERANCES: .XX ± 0.100 X.XX ± 0.060 X.XXX ± 0.005 ANGULAR ± 1°	FILE DF/88A SCALE/SHEET SIZE 1=15/D SHEET 1 OF 1	DRAWN BY JAM DATE 05-20-13	QUOTE NUMBER - WORK ORDER NUMBER - DRAWING NUMBER 88A116-04
TITLE BATTERY GROUP				DRAWING NUMBER 88A116-04