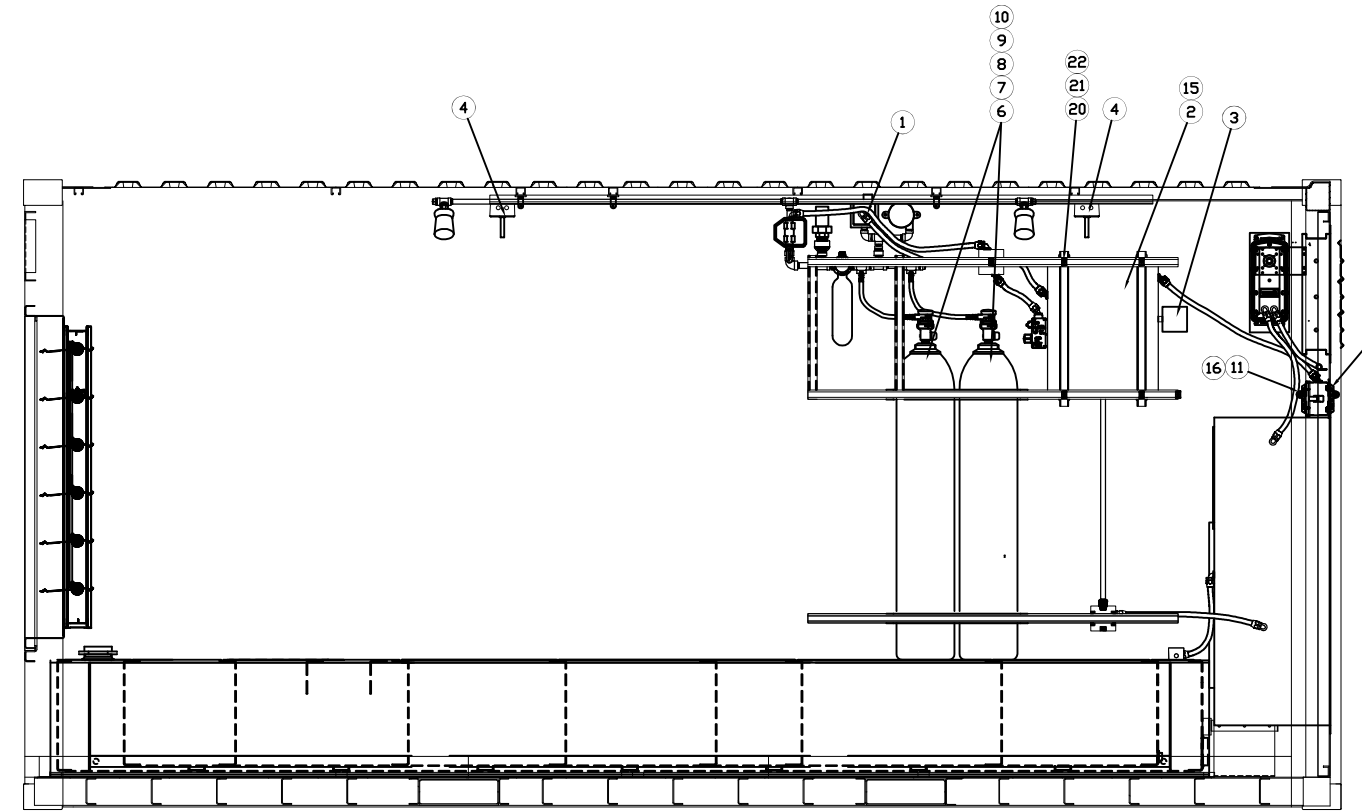
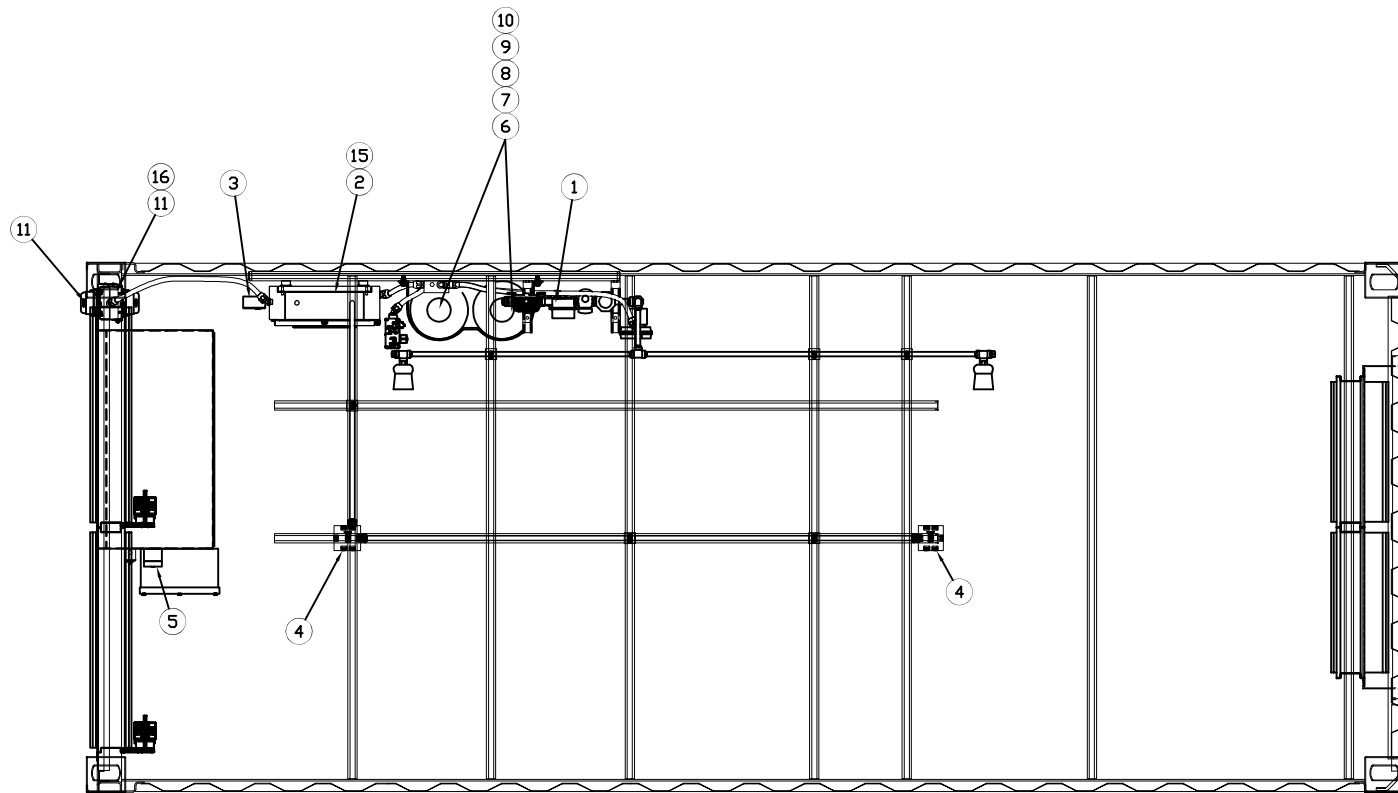


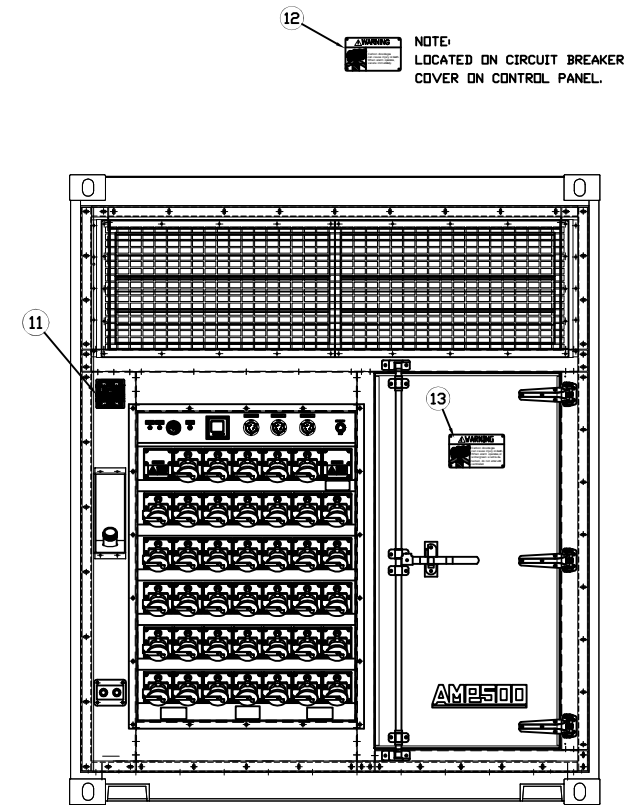
Right



Left



Top



Rear

ITEM	QTY.	PART NUMBER	DESCRIPTION
1	1	87E108	FIRE SUPPRESSION MANIFOLD ASSY.
2	1	84-732001-001	AEGIS CONTROL PANEL
3	1	76-600000-200	KEY MAINTENANCE SWITCH
4	2	12-F27121-020-06 QT	VERTICAL DETECT-A-FIRE DEVICE 325°F
5	1	84-330001-001	MANUAL PULL STATION
6	2	81-870269-000	100LB. CO2 CYLINDER & VALVE
7	2	241254	DOUBLE TANK STRAP
8	4	92323A560	3/8"-16 X 1-3/4" FLANGE HEAD BOLT
9	4	176-6197	2" UNISTRUT SPACER PLATE
10	4	NW528ZN-38	3/8"-16 UNISTRUT COMBO NUT WASHER
11	2	75-000017-001	MTWP-2475W-FR HORN-STROBE WP
12	1	06-231866-851	"VACATE" WARNING SIGN
13	1	06-231866-853	"ENTRY" WARNING SIGN (ODORIZER)
14	1	06-231866-856	"MANUAL PULL" WARNING SIGN
15	1	87E115	FIRE PANEL MODIFICATION DRAWING
16	1	87E126	HORN-STROBE TRANSITION BDX
17	2	B54SHGALV10	3/16" X 1-5/8" X 28"L UNISTRUT GALV.
18	4	B825-52GRY	13/16" UNISTRUT CHANNEL END CAP
19	4	N528-ZN-38	13/16" UNISTRUT SPRING NUT 3/8"-16
20	8	345-8531	3/8"-16 X 1" FLANGE HEAD BOLT
21	8	5P-1075	3/8" ZINC PLATED FLAT WASHER
22	4	176-1321	3/8"-16 X 1" UNISTRUT SPRING NUT

NOTE A: INSTALL PARTS (87E108), (84-732001-001), (76-600000-200), (12-F27121-020-06 QT), (87E115), (B54SHGALV10), (B825-52GRY), (N528-ZN-38), (345-8531), (5P-1075), (176-1321) IN THE CONTAINER ARRANGEMENT (87A215)

NOTE B: INSTALL ITEMS (84-330001-001), (81-870269-000), (241254), (92323A560), (176-6197), (NW528ZN-38), (75-000017-001), (06-231866-851), (06-231866-853), (06-231866-856), (87E126) IN THE PACKAGE ARRANGEMENT (87A200)

		ALTORFER POWER SYSTEMS 6315 W. FAUBER RD. PHONE (309) 697-1234 BARTONVILLE, IL 61607 FAX (309) 282-7546	
THIS DOCUMENT CONTAINS PROPRIETARY INFORMATION OF ALTORFER, INC. WITHOUT THE WRITTEN PERMISSION OF ALTORFER, INC. ANY COPYING OR OTHER USE EXCEPT THAT FOR WHICH IT WAS INTENDED IS PROHIBITED.	FILE: DF/87A PROJECT REFERENCE: AMP500 MARITIME MODULE	DRAWN BY: D. ROLLING DATE: 04/05/2013	QUOTE NUMBER: - WORK ORDER NUMBER: - DRAWING NUMBER: 87A218-01
ALL DIMENSIONS IN INCHES UNLESS OTHERWISE SPECIFIED TOLERANCES: XX ± 0.100 XXX ± 0.050 XXXX ± 0.005 ANGULAR ± 1°	THIRD ANGLE PROJECTION SCALE/SHEET SIZE: 1=20/D SHEET: 1 OF 1	DATE: 04/05/2013	DRAWING NUMBER: 87A218-01
CHANGE ITEM #8 TO 1-3/4" DATE: 04/05/2013 BY: ME	TITLE: MOUNTING GROUP - FIRE SUPPRESSION		