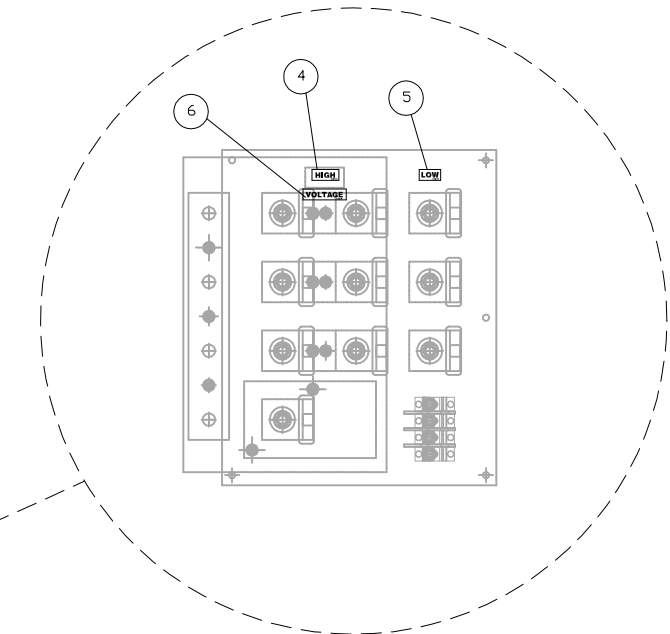
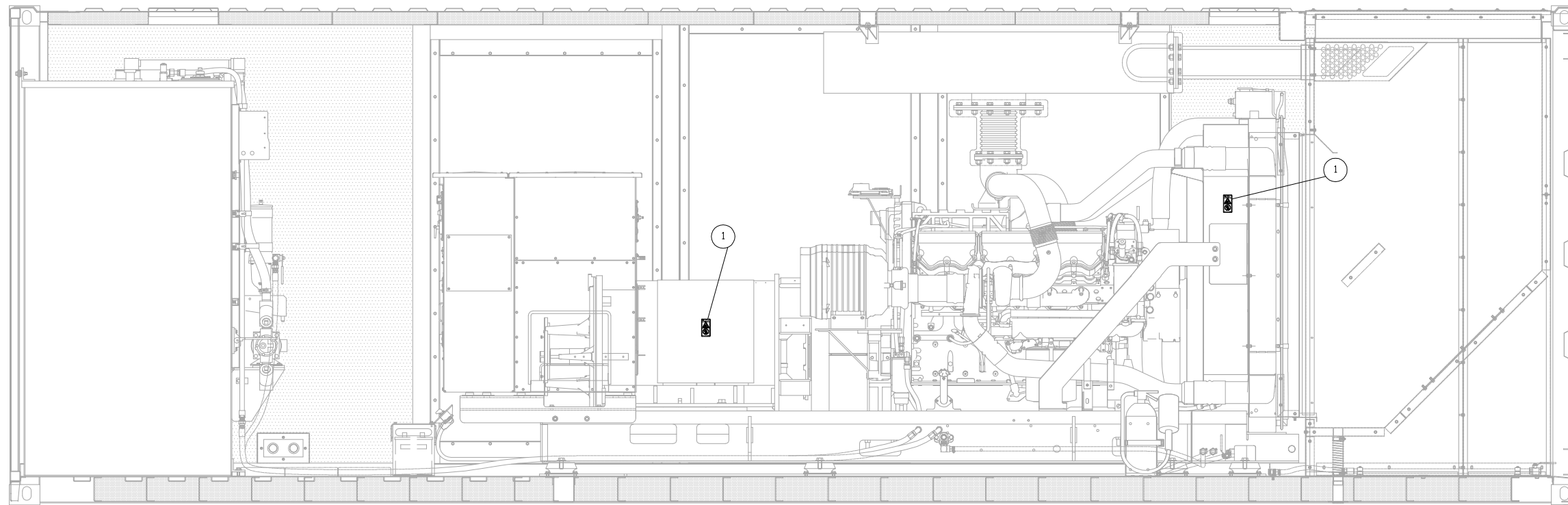
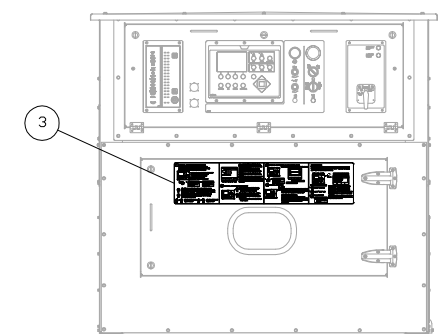
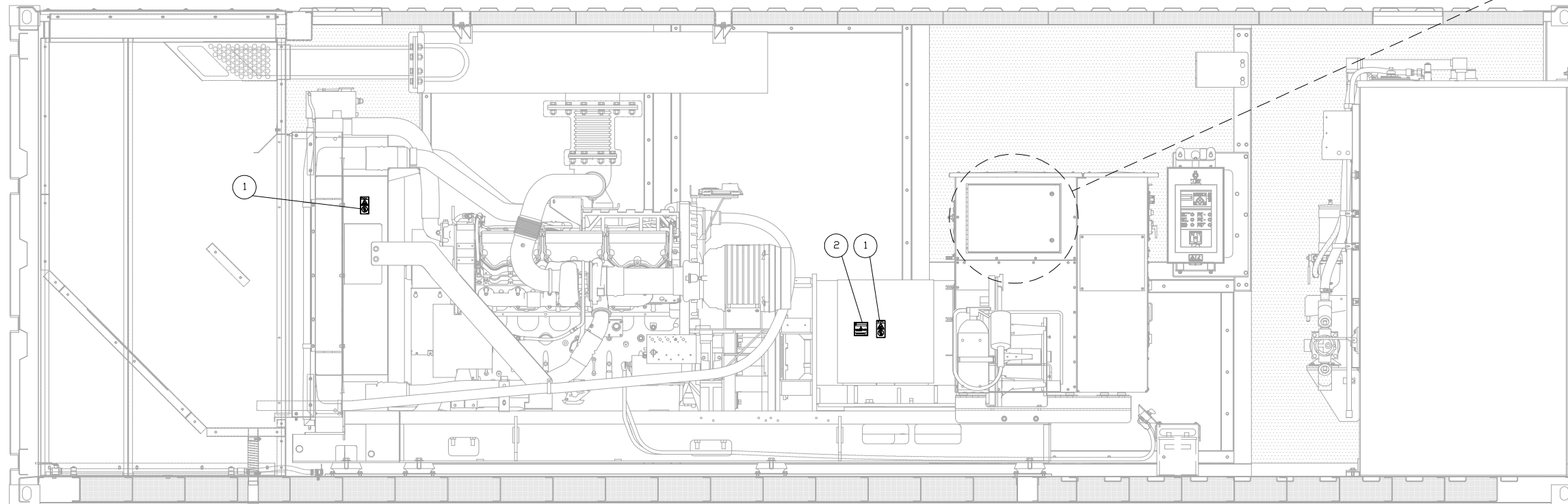


ITEM	QTY.	PART NO. & DESCRIPTION
1	4	47G217-FILM-WARN-HAND
2	1	274-2195-FILM-WARN-CSA CERT.
3	1	380-6868-QUICKSTART FILM
4	1	80G123-FILM-HIGH
5	1	80G124-FILM-LDW
6	1	80G151-FILM-VOLTAGE



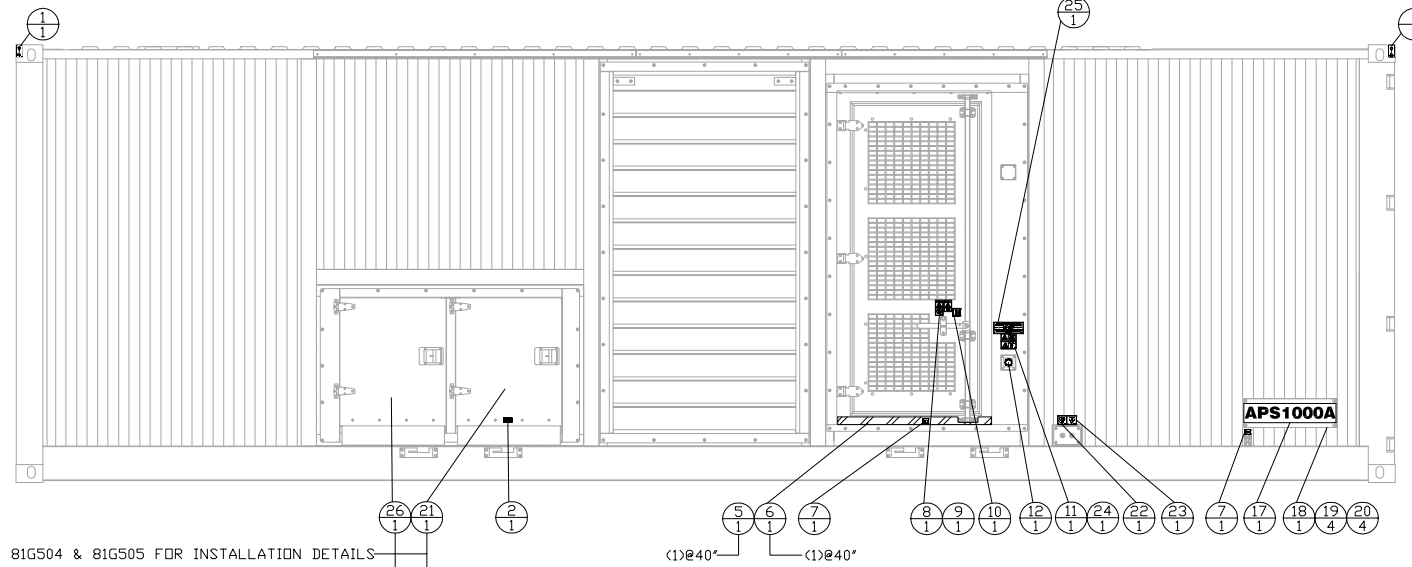
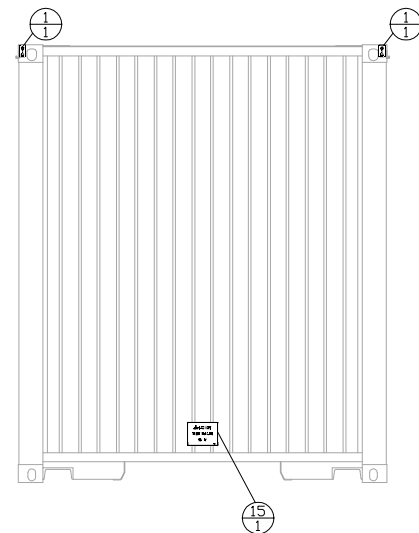

CHANGE OVER BOARD DETAIL



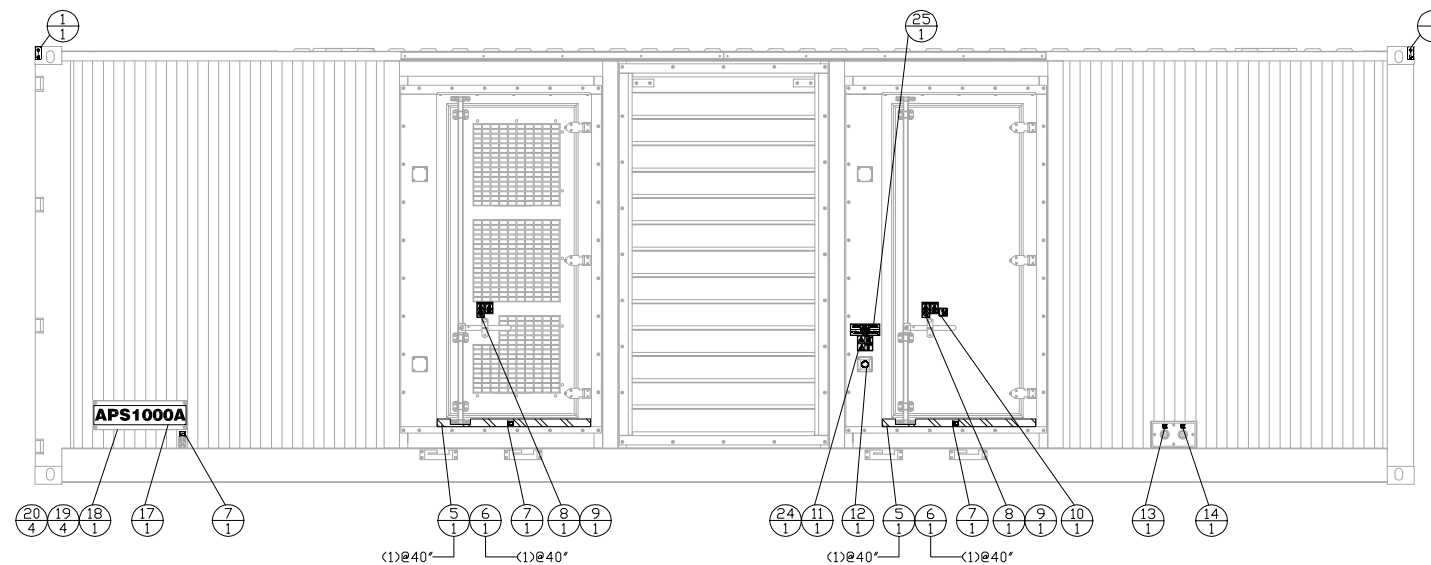
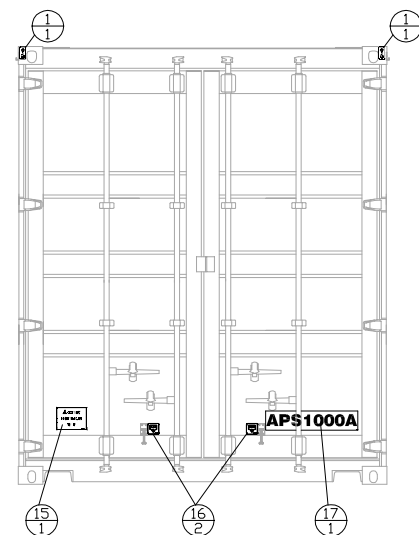
CONTROL PANEL FRONT VIEW

NOTE A: STANDARD (NON-CSA) FILMS RECEIVED WITHIN 81A519BM-00
 NOTE B: ITEM 1 RECEIVED WITHIN 81A519BM-00-CSA
 NOTE C: ITEM 2 RECEIVED WITHIN 81A519BM-00

<p>ALTORFER</p> <p>6315 W. FAUBER RD. BARTONVILLE, IL 61607</p> <p>PHONE (309) 697-1234 FAX (309) 262-7546</p>	<p>ALTORFER POWER SYSTEMS</p>		
	<p>THIS DOCUMENT CONTAINS PROPRIETARY INFORMATION OF ALTORFER, INC. WITHOUT THE WRITTEN PERMISSION OF ALTORFER, INC., ANY COPYING OR OTHER USE EXCEPT THAT FOR WHICH IT WAS INTENDED IS PROHIBITED</p>		
<p>ALL DIMENSIONS IN INCHES UNLESS OTHERWISE SPECIFIED</p> <p>TOLERANCES: XX ± 0.100 ANGLE XXX ± 0.060 PROJECTION XXXX ± 0.005 ANGULAR ± 1'</p>	<p>FILE DF/81A</p>	<p>PROJECT REFERENCE APS1000A</p>	
	<p>SCALE/SHEET SIZE 1=15/D</p>	<p>DRAWN BY JAM</p>	<p>QUOTE NUMBER -</p>
	<p>SHEET 1 OF 1</p>	<p>DATE 01-14-15</p>	<p>WORK ORDER NUMBER -</p>
	<p>TITLE ENGINE COMPARTMENT FILMS GROUP</p>	<p>DRAWING NUMBER 81A515-00</p>	<p>-</p>



SEE DWGS. 81G504 & 81G505 FOR INSTALLATION DETAILS
SEE NOTES B & C



ITEM	QTY.	PART NO. & DESCRIPTION
1	8	1P-2807-FILM-SYMBOL-LIFT POINT
2	1	229-5047-FILM-DANGER (SHOCK/ELEC. HAZARD)
3	1	47G218-FILM-WARNING-HOT FLUID UNDER PRESSURE
4	1	134-7258-FILM-INFO.
5	120 IN	3ZG32-TAPE-REFLECTIVE SKID
6	120 IN	1F012-TAPE-REFLECTIVE SMOOTH
7	5	159-2444-FILM-INFORMATION-DOOR HOLDBACK
8	3	47G217-FILM-WARNING (HOT SURFACE)
9	3	47G213-FILM-WARNING
10	2	377-1529-FILM-IDENT.-FIRE EXTINGUISHER
11	2	47G219-FILM-WARNING-AUTO START
12	2	351-4742-FILM-EMERGENCY STOP (IDENT)
13	1	377-1471-FILM-FUEL FILL
14	1	377-6229-FILM-FUEL TANK OVERFLOW (RETURN)
15	2	88G118-FILM-CAUTION
16	2	366-7409-FILM-SPILL CONTAINMENT DRAIN
17	3	81G502-FILM-APS1000A
18	2	88C208-14 GA. PLATE-7.5'X24.5'
19	8	317-5700-NEOPREME WASHER
20	8	KB100-1/4' ZIP SCREW
21	1	81G505 - LOAD PAN FILM GP - CSA
22	1	144-0875-FILM-OIL DRAIN
23	1	144-0876-FILM-COOLANT DRAIN
24	2	47G216 - FILM - WARNING - UNIVERSAL
25	2	47G209 - FILM - WARNING - CO2
26	1	81G504 - LOAD PAN FILM GP

NOTE A: ITEM 3ZG32 SHALL BE INSTALLED ON TOP OF DOOR SILL AND ITEM 1F012 SHALL BE INSTALLED ON EXTERIOR FACE
NOTE B: ALL STD. FILMS SHALL BE RECEIVED IN 81A519BM.

ESD #	
SERIAL #	
WORK ORDER #	
SIGNATURE	
SIGNATURE	
SUPERVISOR	
DATE	

		ALTORFER POWER SYSTEMS 6315 W. FAUBER RD. PHONE (309) 697-1234 BARTONVILLE, IL 61607 FAX (309) 262-7546	
		THIS DOCUMENT CONTAINS PROPRIETARY INFORMATION OF ALTORFER, INC. WITHOUT THE WRITTEN PERMISSION OF ALTORFER, INC. ANY COPYING OR OTHER USE EXCEPT THAT FOR WHICH IT WAS INTENDED IS PROHIBITED.	
CHANGE NOTICE ALL DIMENSIONS IN INCHES UNLESS OTHERWISE SPECIFIED TOLERANCES: XX ± 0.100 XXX ± 0.050 XXXX ± 0.025 ANGULAR ± 1°	FILE DF/81A	SCALE/SHEET SIZE 1=25/D	PROJECT REFERENCE APS1000A
	THIRD ANGLE PROJECTION	DRAWN BY JAM	QUOTE NUMBER -
		DATE 01-14-15	WORK ORDER NUMBER -
	SHEET 1 OF 1	TITLE CONTAINER FILMS GROUP	DRAWING NUMBER 81A519-00