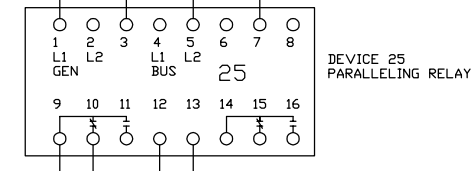


TRI-VOLTAGE
CHANGE-OVER
BOARD

2500 A.F.
2500 A.T. ADJUSTABLE
3 POLE
CIRCUIT
BREAKER

TO CUSTOMER
3 PH. LOAD



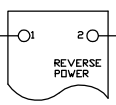
DEVICE 25
PARALLELING RELAY

REFER TO
DWG 80E178

EMCP 3.2

ADEM 4

4 LOAD
SHARE
MODULE
(MOUNTED IN
GENERATOR
CONNECTION
BOX)

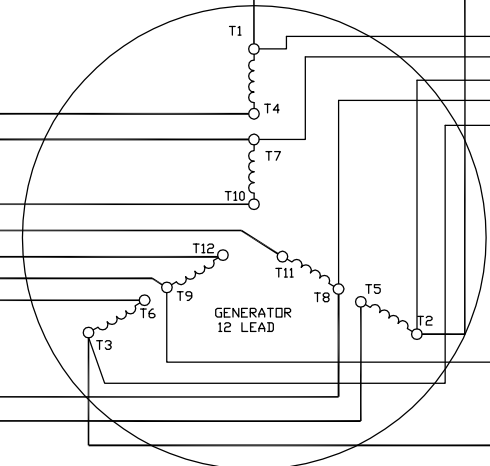


REVERSE
POWER

VOLTAGE
ADJUST

CDVR

REFER TO
DWG 80E178



GENERATOR
12 LEAD

		ALTORFER POWER SYSTEMS 6315 W. FAUBER ROAD PHONE (309) 697-1234 BARTONVILLE, IL 61607 FAX (309) 282-7546		
		<small>THIS DOCUMENT CONTAINS PROPRIETARY INFORMATION OF ALTORFER, INC. WITHOUT THE WRITTEN PERMISSION OF ALTORFER, INC., ANY COPYING OR OTHER USE EXCEPT THAT FOR WHICH IT WAS INTENDED IS PROHIBITED.</small>		
CHANGE NOTICE 1 1	ALL DIMENSIONS IN INCHES UNLESS OTHERWISE SPECIFIED	FILE DF\80E	PROJECT REFERENCE APS800A C27 POWER MODULE	
	TOLERANCES: XX ± 0.100 XXX ± 0.060 XXXX ± 0.005	THIRD ANGLE PROJECTION	SCALE/SHEET SIZE 1=1/D	DRAWN BY D. RICHARDSON
	ANGULAR ± 1°		SHEET 1 OF 1	DATE 8/10/06
	TITLE CHANGE OVER BOARD GROUP GENERATOR AC SCHEMATIC	WORK ORDER NUMBER	DRAWING NUMBER 80E171	