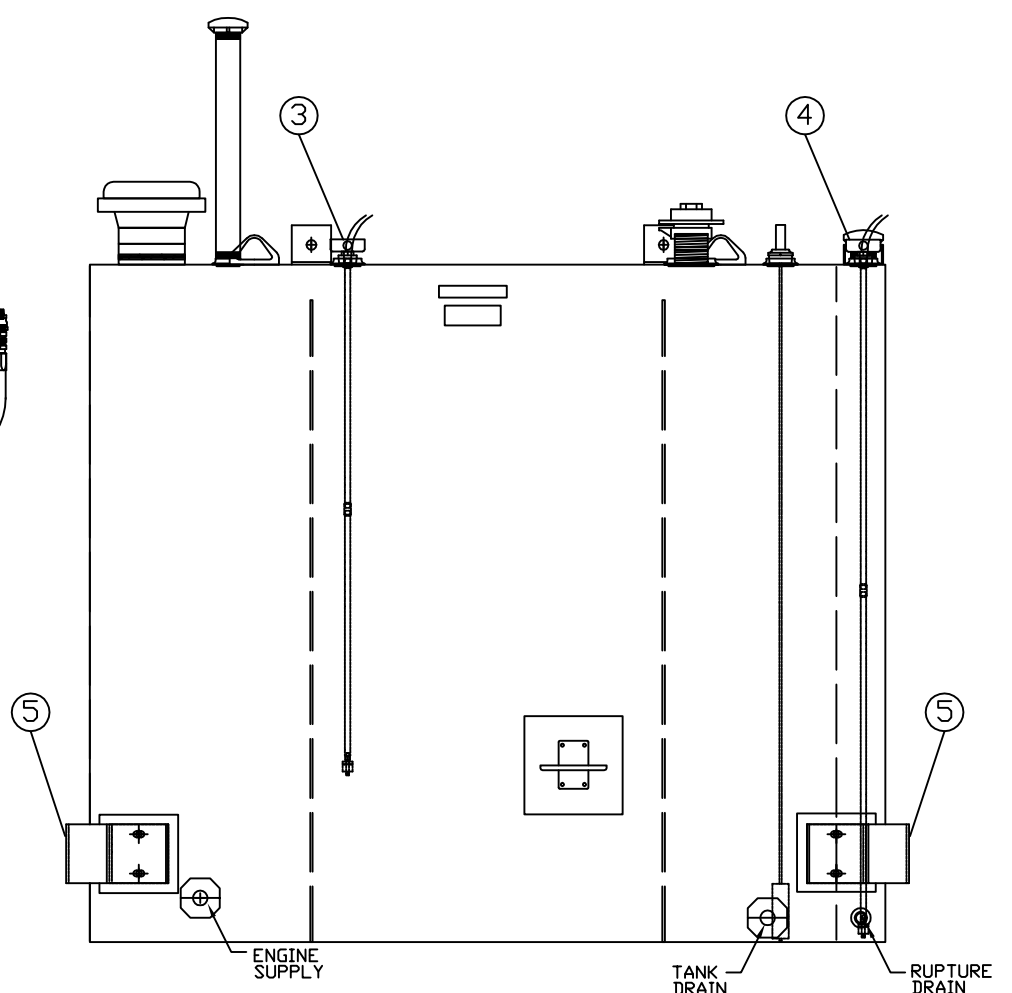
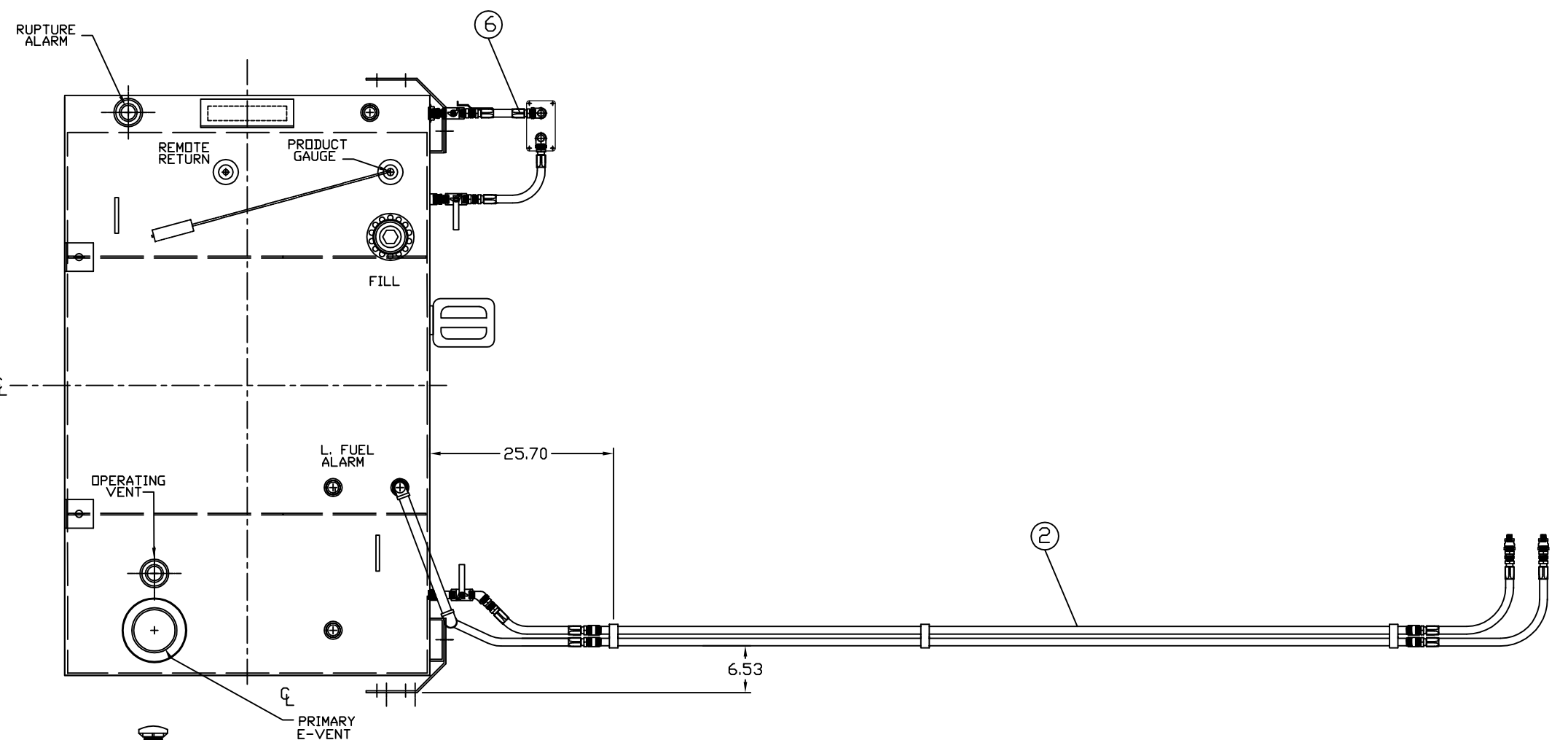
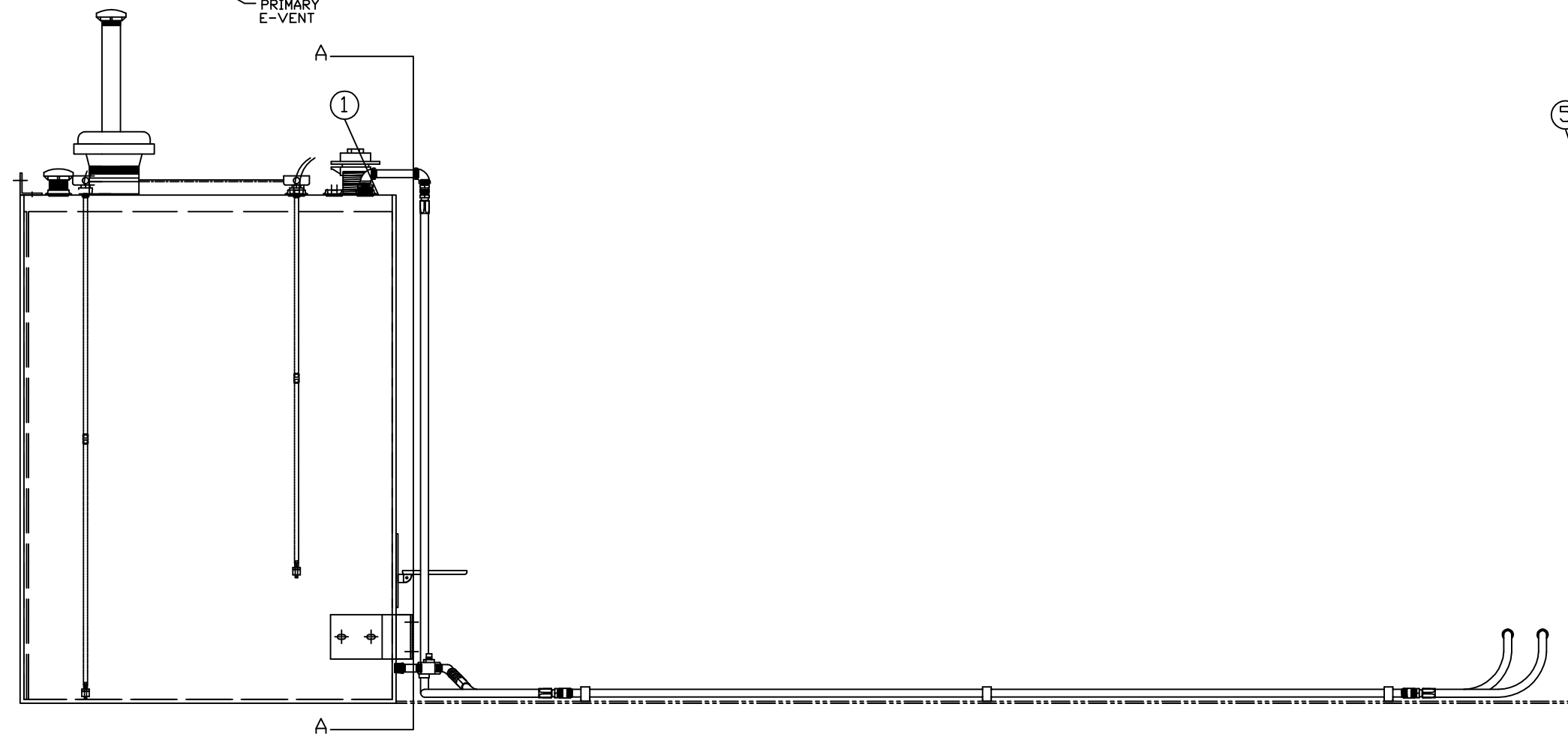


ITEM	QTY.	DESCRIPTION	WEIGHT
1	1	80B211 - FUEL TANK ASSEMBLY	2818 Lbs
2	1	80B201-01 - FUEL LINES ASSEMBLY	- Lbs
3	1	80B102 - LFL SWITCH ASS'Y	5 Lbs
4	1	80B103 - RBA SWITCH ASS'Y	5 Lbs
5	1	80B104 - TANK MNTG BRKT ASS'Y	17 Lbs
6	1	81B105-01 - TANK DRAINS ASS'Y	- Lbs
TOTAL			2845 Lbs



VIEW A-A



9/5/07	DKR	DATE			ALTORFER POWER SYSTEMS 6315 W. FAUBER RD. PHONE (309) 697-1234 BARTONVILLE, IL 61607 FAX (309) 282-7546			
1	MAKE HOSES SUB ASSEMBLIES	CHANGE NOTICE	THIS DOCUMENT CONTAINS PROPRIETARY INFORMATION OF ALTORFER, INC. WITHOUT THE WRITTEN PERMISSION OF ALTORFER, INC., ANY COPYING OR OTHER USE EXCEPT THAT FOR WHICH IT WAS INTENDED IS PROHIBITED					
			ALL DIMENSIONS IN INCHES UNLESS OTHERWISE SPECIFIED	FILE	PROJECT REFERENCE			
			TOLERANCES: X.X ± 0.100 X.XX ± 0.060 X.XXX ± 0.005	THIRD ANGLE PROJECTION	DF\80A	SCALE/SHEET SIZE	DRAWN BY	QUOTE NUMBER
			ANGULAR ± 1°		1=10/D	D. RICHARDSON	DATE	WORK ORDER NUMBER
2	NO.		TITLE		DRAWING NUMBER			
			FUEL TANK GROUP INSTALLATION LAYOUT		80A833			