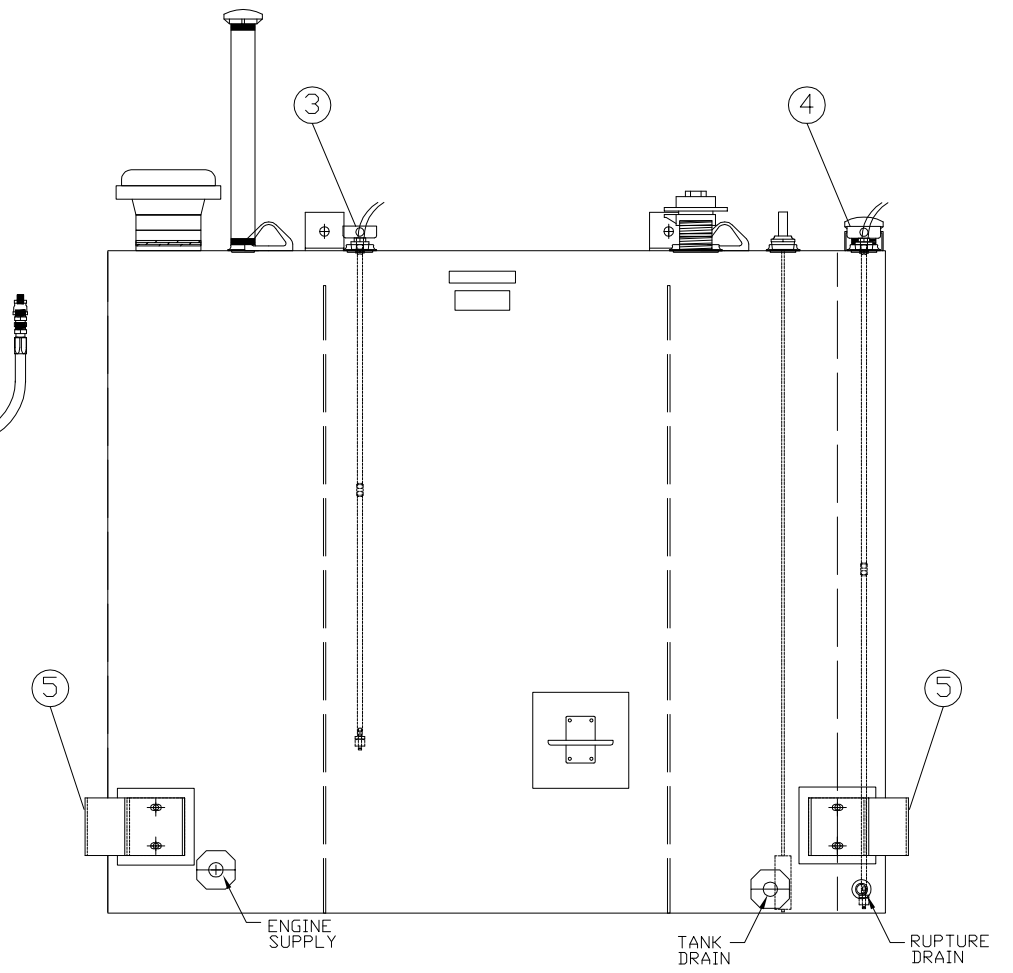
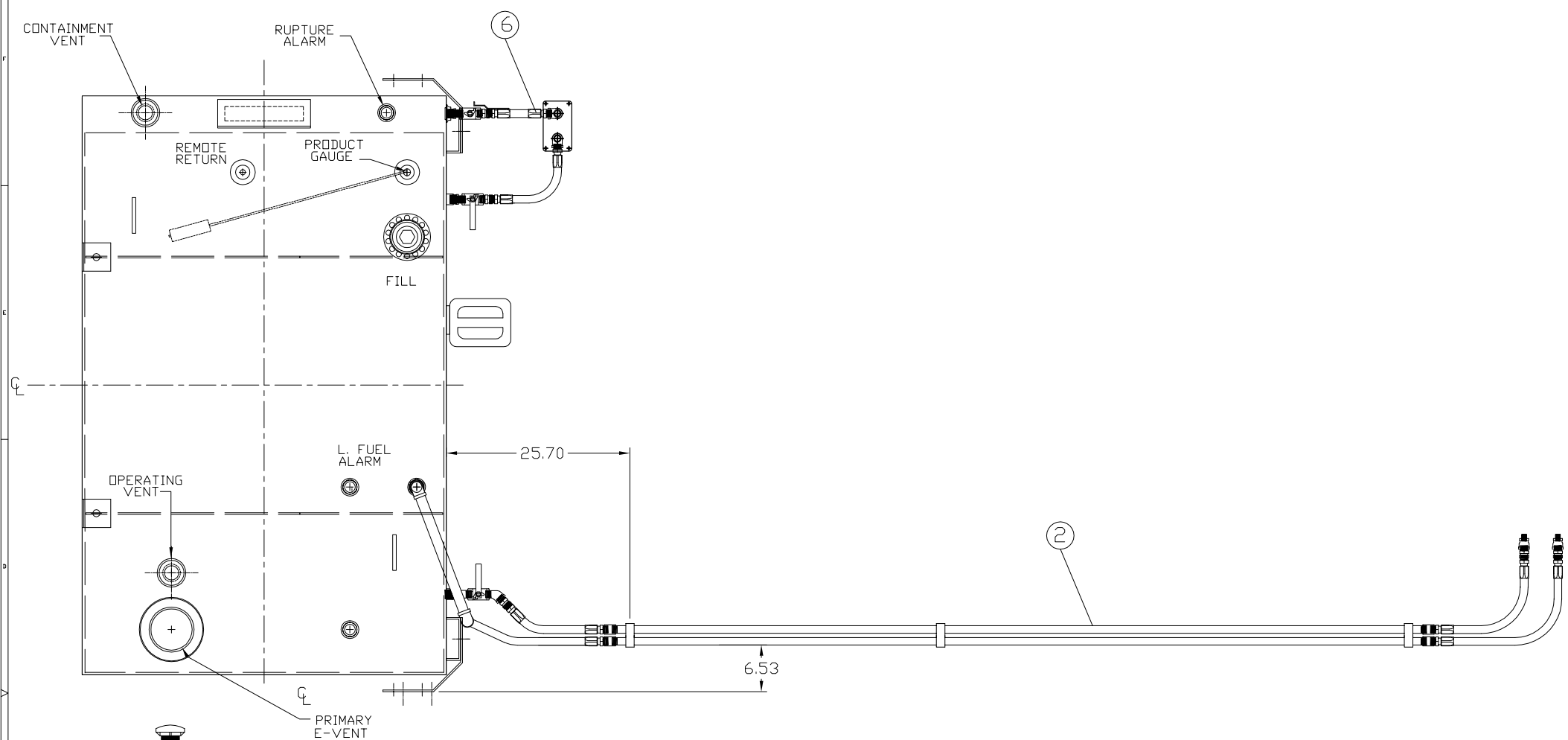
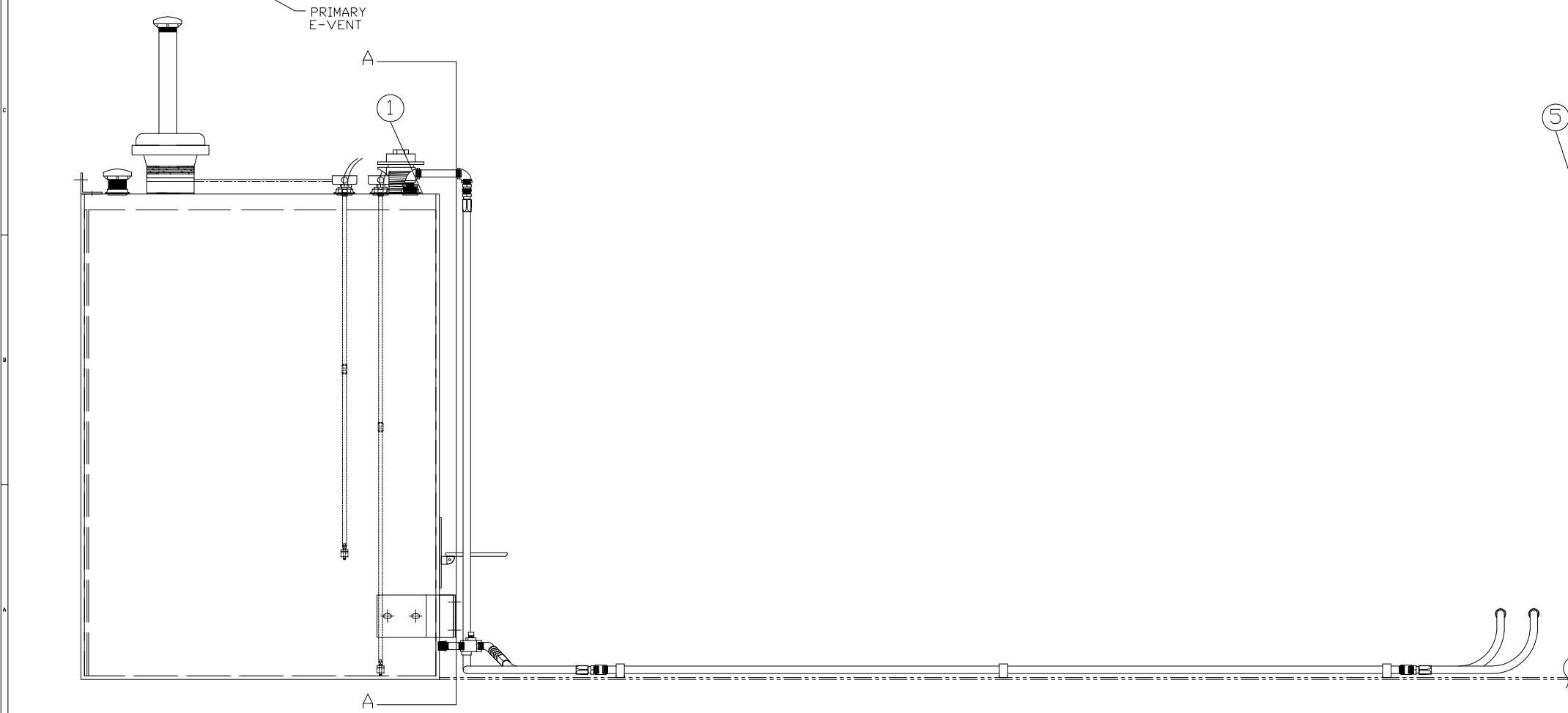


ITEM	QTY.	DESCRIPTION	WEIGHT
1	1	80B200 - FUEL TANK ASSEMBLY	2818 Lbs
2	1	80B201-01 - FUEL LINES ASSEMBLY	- Lbs
3	1	80B102 - LFL SWITCH ASS'Y	5 Lbs
4	1	80B103 - RBA SWITCH ASS'Y	5 Lbs
5	1	80B104 - TANK MNTG BRKT ASS'Y	17 Lbs
6	1	81B105-01 - TANK DRAINS ASS'Y	- Lbs
TOTAL			2845 Lbs



VIEW A-A



9/25/07 DKR	DATE BY	ALTORFER				
		6315 W. FAUBER RD. PHONE (309) 697-1234 BARTONVILLE, IL 61607 FAX (309) 282-7546				
1 MAKE HOSES SUB ASSEMBLIES	CHANGE NOTICE	THIS DOCUMENT CONTAINS PROPRIETARY INFORMATION OF ALTORFER, INC. WITHOUT THE WRITTEN PERMISSION OF ALTORFER, INC., ANY COPYING OR OTHER USE EXCEPT THAT FOR WHICH IT WAS INTENDED IS PROHIBITED				
		ALL DIMENSIONS IN INCHES UNLESS OTHERWISE SPECIFIED	FILE DF\80A	PROJECT REFERENCE APS800A C27 POWER MODULE		
		TOLERANCES: X.X ± 0.100 X.XX ± 0.060 X.XXX ± 0.005	THIRD ANGLE PROJECTION	SCALE/SHEET SIZE 1=10/D	DRAWN BY D. RICHARDSON	QUOTE NUMBER
		ANGULAR ± 1°		SHEET 1 OF 1	DATE 8/1/06	WORK ORDER NUMBER
2	NO.	TITLE FUEL TANK GROUP INSTALLATION LAYOUT			DRAWING NUMBER 80A803-01	