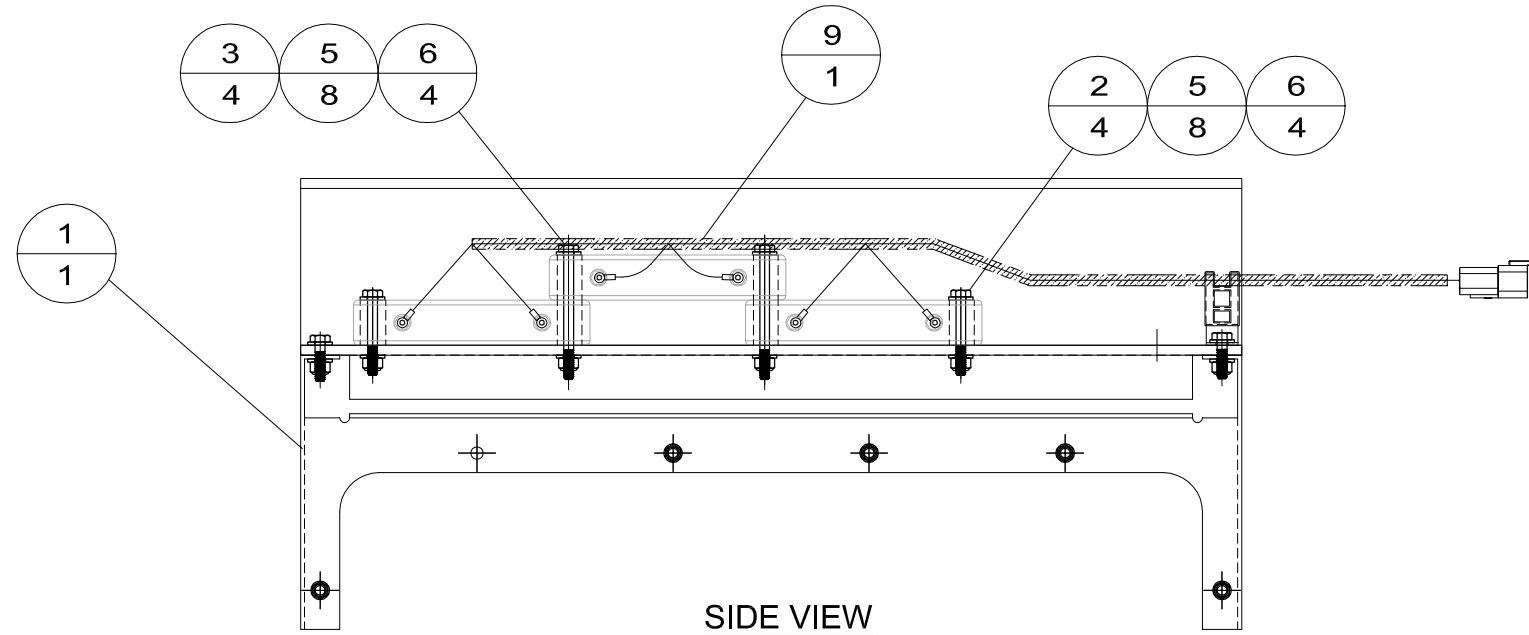
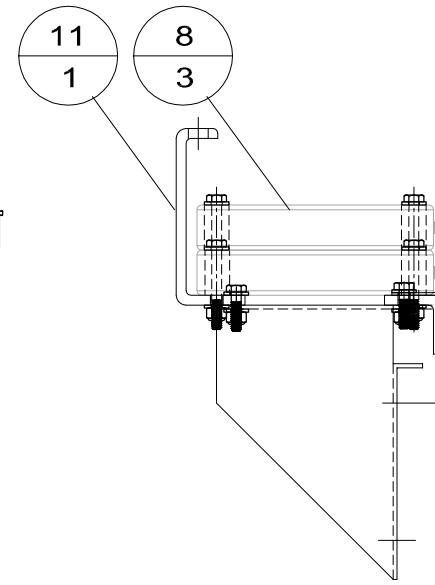


INCH 71E122

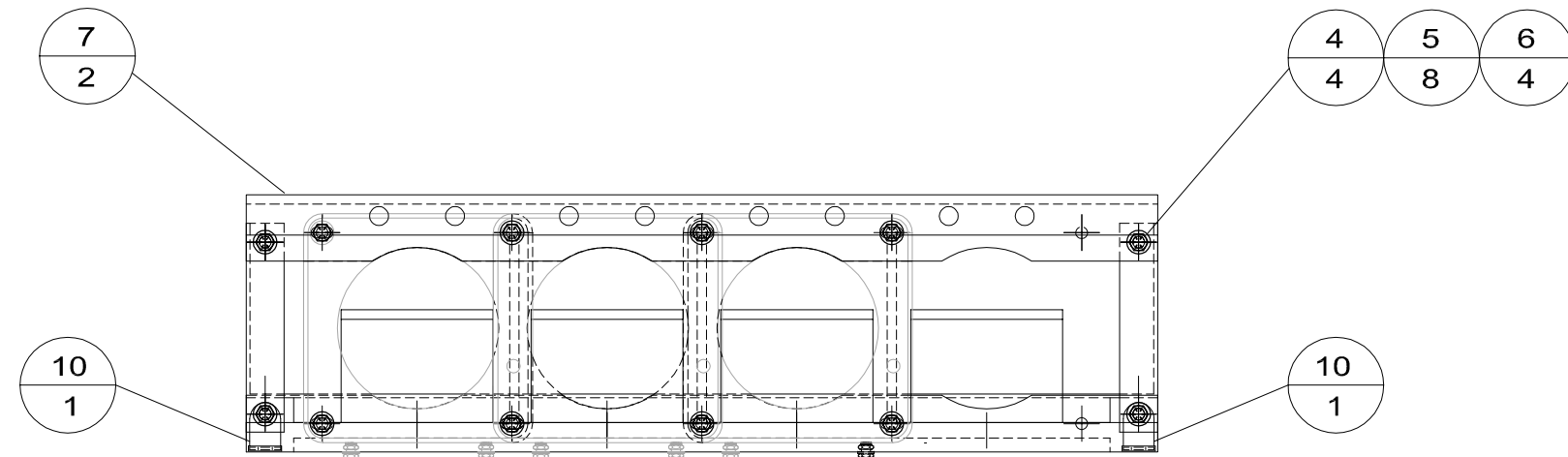
NOTE	ITEM	QTY	MEAS UNIT	CAT PART NO.	ALTORFER PART NO.	NAME
PARTS LIST						
	1	1			68E405	BRACKET - C.T. MOUNTING
	2	4		8T-9367		BOLT - 1/4-20 X 2" LONG
	3	4		7X-0267		BOLT - 1/4-20 X 3 1/4" LONG
	4	4		8T-8908		BOLT - 1/4-20 X 1" LONG
	5	24		8T-4205		WASHER - HARD
	6	12		3E-9865		NUT - LOCK 1/4-20
	7	2			68E406	ANGLE - C.T. MOUNT
	8	3		385-0877		TRANSFORMER - CURRENT
	9	1			68E354	HARNES ASSY. - CURRENT TRANSFORMER
	10	2		156-6175		CLIP - LADDER
	11	1			68E414	CHANNEL-CT MOUNT



SIDE VIEW



END VIEW



TOP VIEW

NOTE: 68E405 SUPPLIED IN 68E400 METAL GROUP

DATE BY	ALTORFER		ALTORFER POWER SYSTEMS	
	6315 W. FAUBER RD. BARTONVILLE, IL 61607		PHONE (309) 697-1234 FAX (309) 282-7546	
CHANGE NOTICE	THIS DOCUMENT CONTAINS PROPRIETARY INFORMATION OF ALTORFER, INC. WITHOUT THE WRITTEN PERMISSION OF ALTORFER, INC., ANY COPYING OR OTHER USE EXCEPT THAT FOR WHICH IT WAS INTENDED IS PROHIBITED			
	ALL DIMENSIONS IN INCHES UNLESS OTHERWISE SPECIFIED		FILE DF71E	PROJECT REFERENCE APS470G
	TOLERANCES: X.X ± 0.100 X.XX ± 0.060 X.XXX ± 0.005	THIRD ANGLE PROJECTION	SCALE/SHEET SIZE 1=5/B	DRAWN BY D. RICHARDSON
	ANGULAR ± 1°		SHEET 1 OF 1	DATE 8/6/2016
TITLE	MOUNTING GP. - CURRENT TRANSFORMER			QUOTE NUMBER -
NO.	71E122			WORK ORDER NUMBER -
2				DRAWING NUMBER 71E122