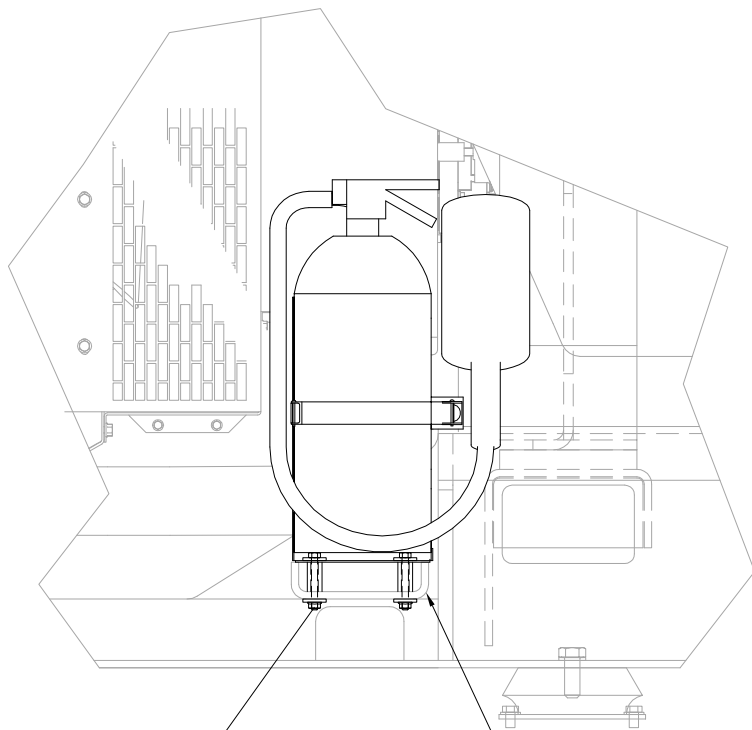
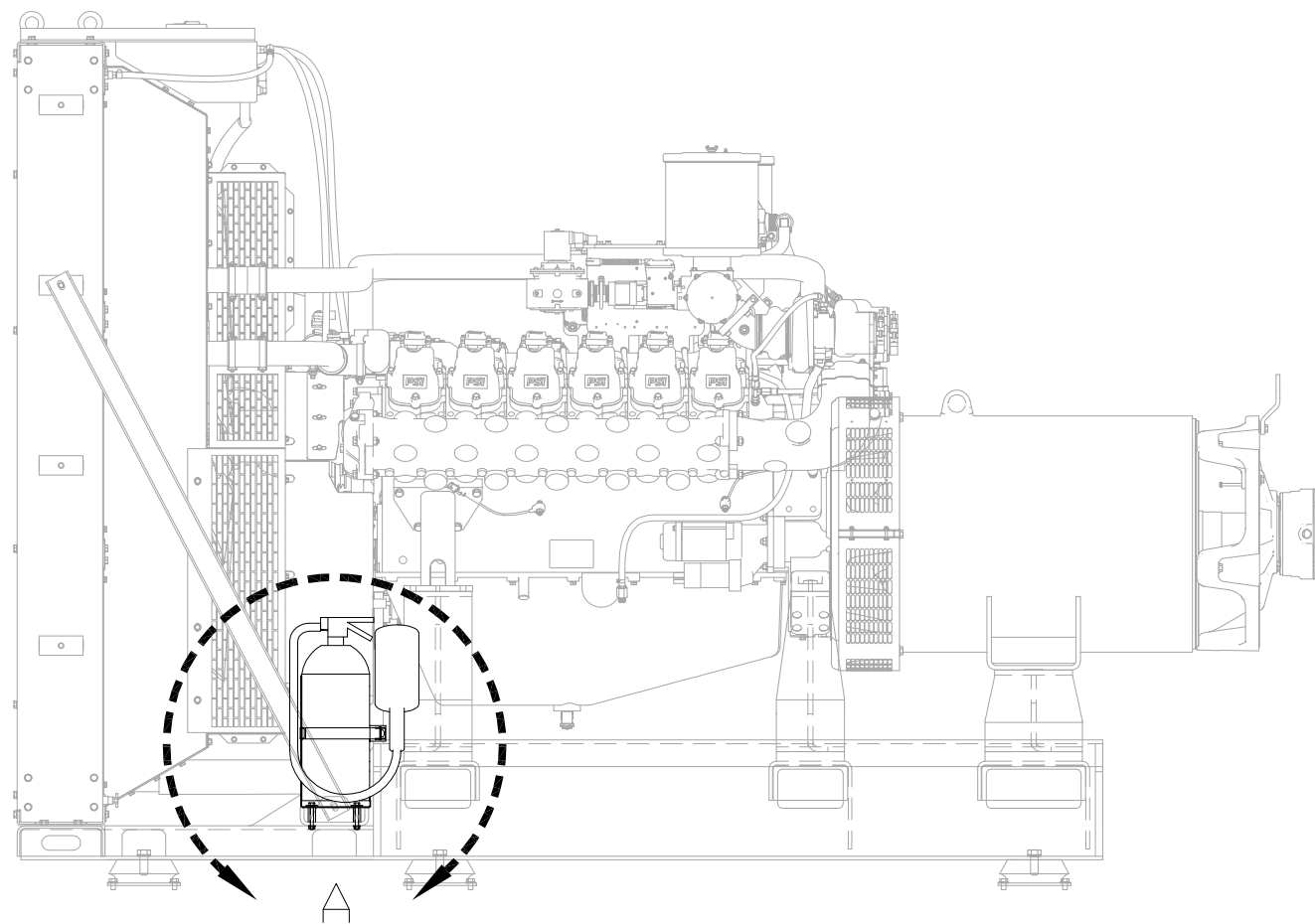
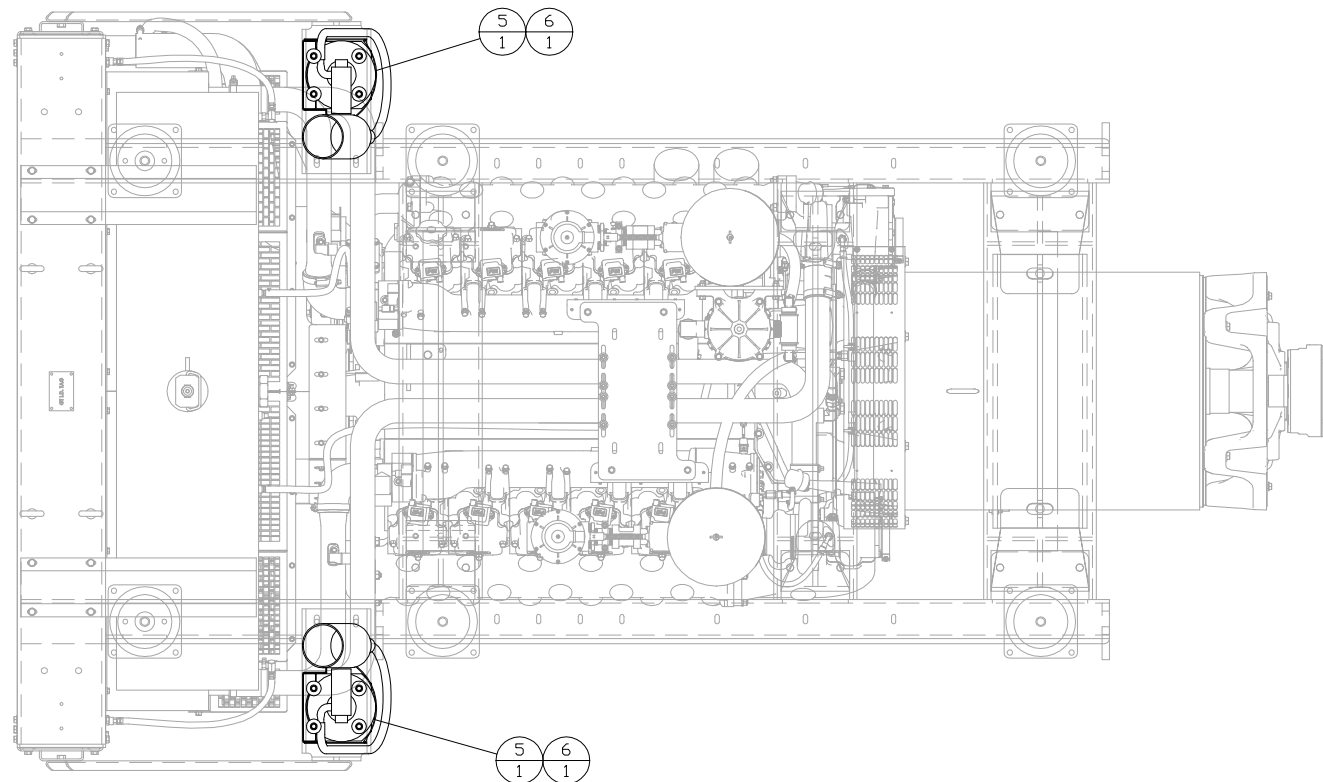


INCH 71A131-1



1 2 3 4
4 4 8 4

REF 71B124 MOUNT-RADIATOR SUPPORT

DETAIL A
TYP 2 PLACES

ITEM	QTY.	PART No.	DESCRIPTION
1	8	5P-2955	BOLT-5/16-18NC x 2.50 Lg
2	8	98233A200	NUT-FLANGED 5/16-18NC
3	16	5P-4115	WASHER-HARD
4	8	92510A811	SPACER-ALUM 3/8x1.50 Lg
5	2	154-8376	BRACKET AS
6	2	102-8444	EXTINGUISHER AS

01-30-17 KUN DUE		ALTORFER		ALTORFER POWER SYSTEMS	
THIS DOCUMENT CONTAINS PROPRIETARY INFORMATION OF ALTORFER, INC. WITHOUT THE WRITTEN PERMISSION OF ALTORFER, INC., ANY COPYING OR OTHER USE EXCEPT THAT FOR WHICH IT WAS INTENDED IS PROHIBITED		6315 W. FAUBER RD. BARTONVILLE, IL 61607		PHONE (309) 697-1234 FAX (309) 282-7546	
ALL DIMENSIONS IN INCHES (UNLESS OTHERWISE SPECIFIED)		FILE	PROJECT REFERENCE		
TOLERANCES: X.X ± 0.100 X.XX ± 0.060 X.XXX ± 0.005		DF/71A	APS470G RENTAL PACKAGE		
THIRD ANGLE PROJECTION		SCALE/SHEET SIZE	DRAWN BY		
ANGULAR ± 1'		1=20/B	K NUNN		
		SHEET	DATE		ENGINEERING STATUS
		1 OF 1	01-30-17		PRD X X 0
		TITLE	DRAWING NUMBER		
		MOUNTING GROUP-FIRE EXTINGUISHERS	71A131-1		