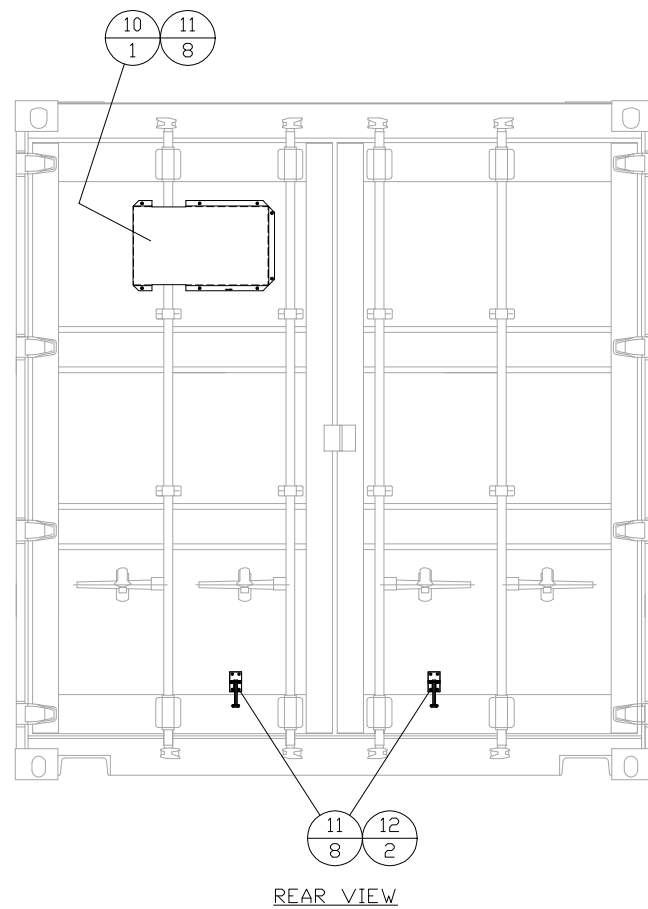
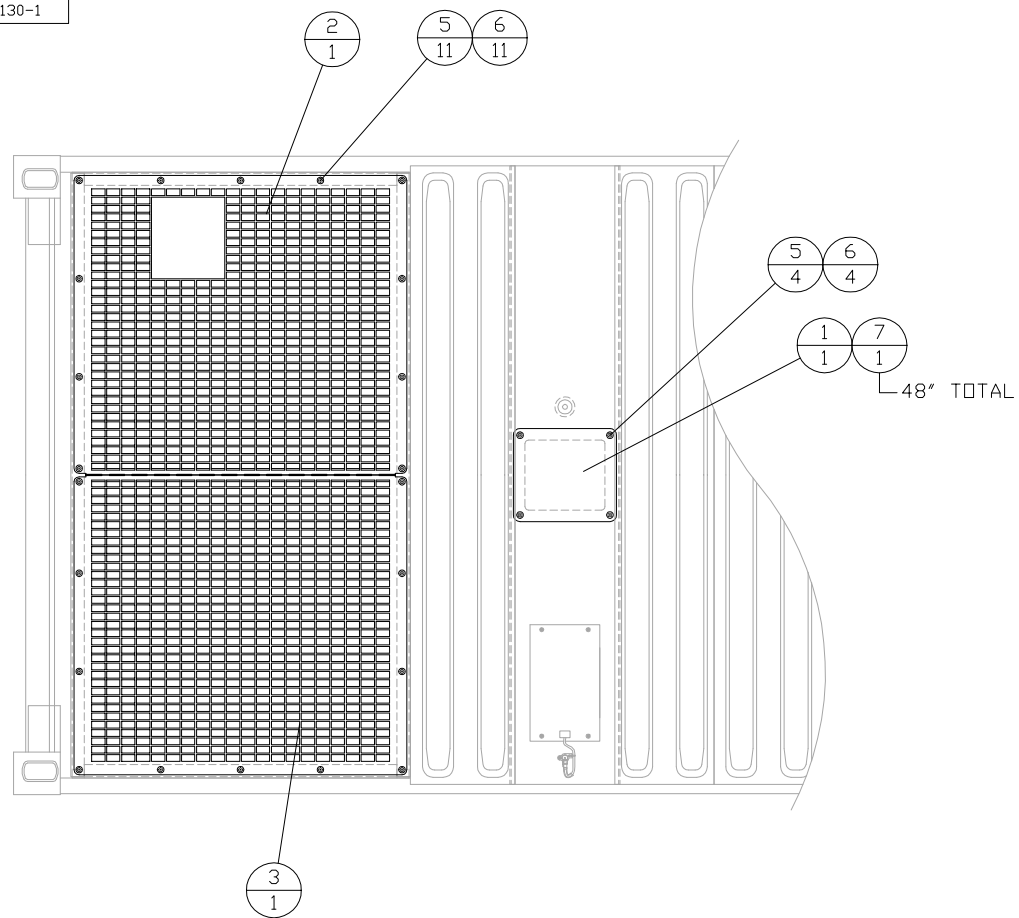
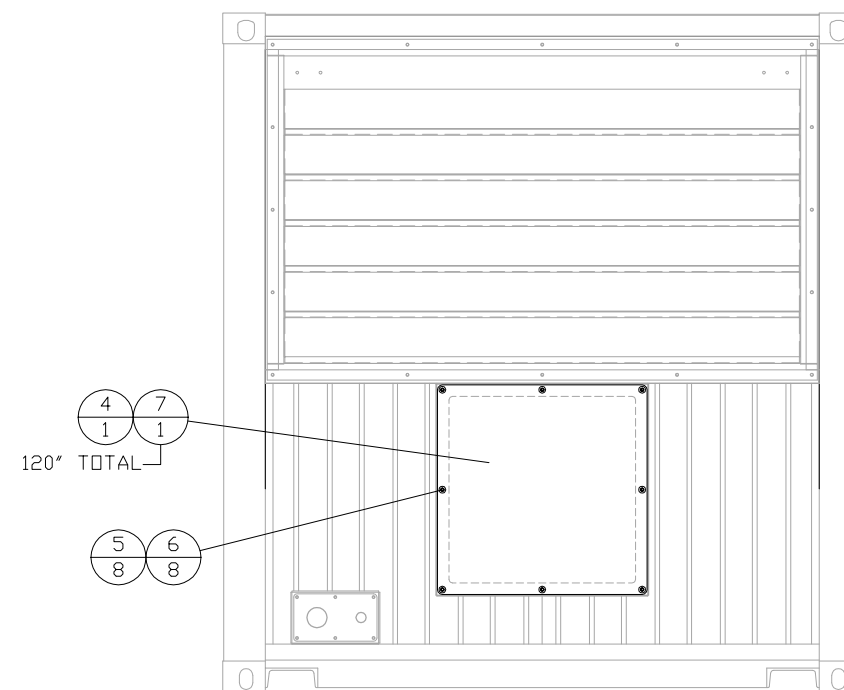
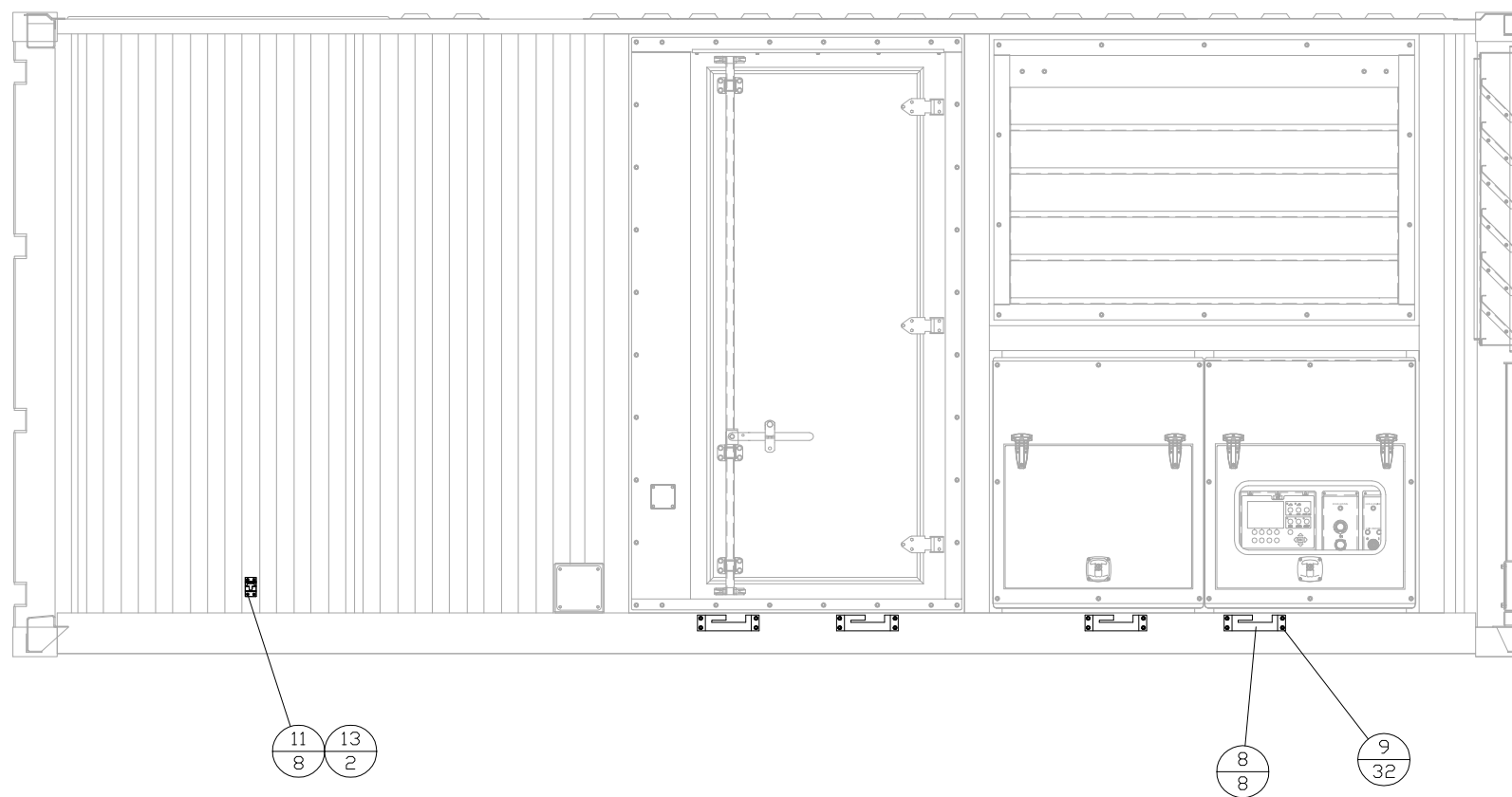


INCH 71A130-1



ITEM	QTY.	PART No.	DESCRIPTION
1	1	71C130	COVER-RADIATOR ACCESS
2	1	71D143	SCREEN-EXHAUST(STREET SIDE)
3	1	71D144	SCREEN-EXHAUST(CURB SIDE)
4	1	71C131	COVER-GENERATOR ACCESS
5	34	343-4072	BOLT-FLANGED M6x1.00-32MM
6	34	317-5700	WASHER-NEOPREME
7	1	STICKERTITE	GASKET-NEOPREME 3/4"-40Ft
8	8	316-9831	HOLDER-LADDER
9	32	342-9922	MOLT-FLANGED M8x1.25-25MM
10	1	214-7595	PANEL-DECAL
11	24	6C-3679	POP RIVET
12	2	262-7202	HOLDER-LATCH
13	2	262-7203	LATCH



DATE: 01-31-17		DATE BY:		ALTORFER		ALTORFER POWER SYSTEMS					
				6315 W. FAUBER RD.		PHONE (309) 697-1234		BARTONVILLE, IL 61807		FAX (309) 282-7546	
THIS DOCUMENT CONTAINS PROPRIETARY INFORMATION OF ALTORFER, INC. WITHOUT THE WRITTEN PERMISSION OF ALTORFER, INC., ANY COPYING OR OTHER USE EXCEPT THAT FOR WHICH IT WAS INTENDED IS PROHIBITED.		FILE: DF/71A		PROJECT REFERENCE: APS470G RENTAL PACKAGE		DRAWN BY: K NUNN		ENGINEERING STATUS:			
ALL DIMENSIONS IN INCHES UNLESS OTHERWISE SPECIFIED		SCALE/SHEET SIZE: 1=20/C		DATE: 01-31-17		PROG: X		PET: X		PRD: 0	
TOLERANCES: XX ± 0.100		THIRD ANGLE PROJECTION		SHEET: 1 OF 1		DRAWING NUMBER: 71A130-1					
X.XXX ± 0.050											
ANGULAR ± 1°											
CHANGE NOTICE											
PET BUILD UPDATES											
TITLE: MOUNTING GROUP-CONTAINER ACCESS											