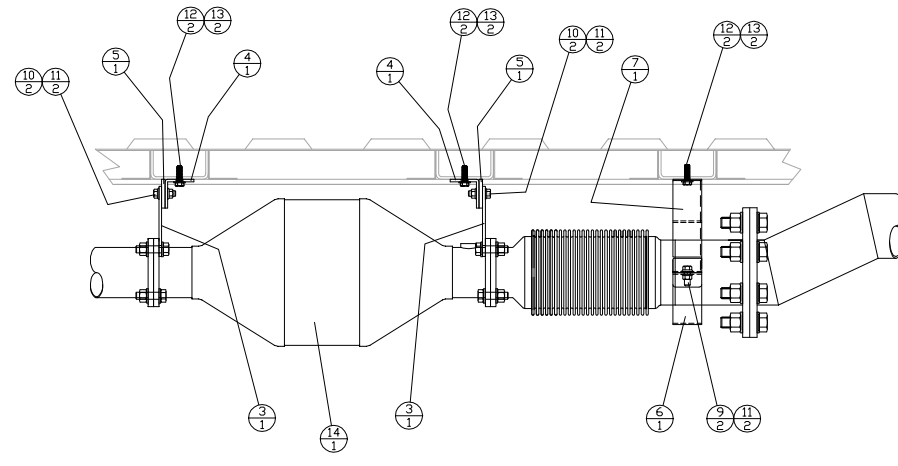
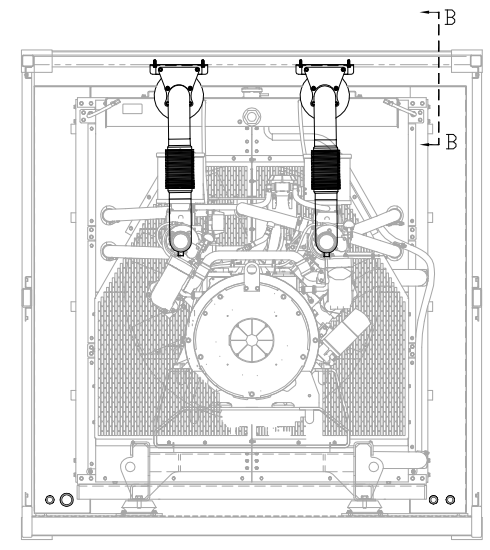
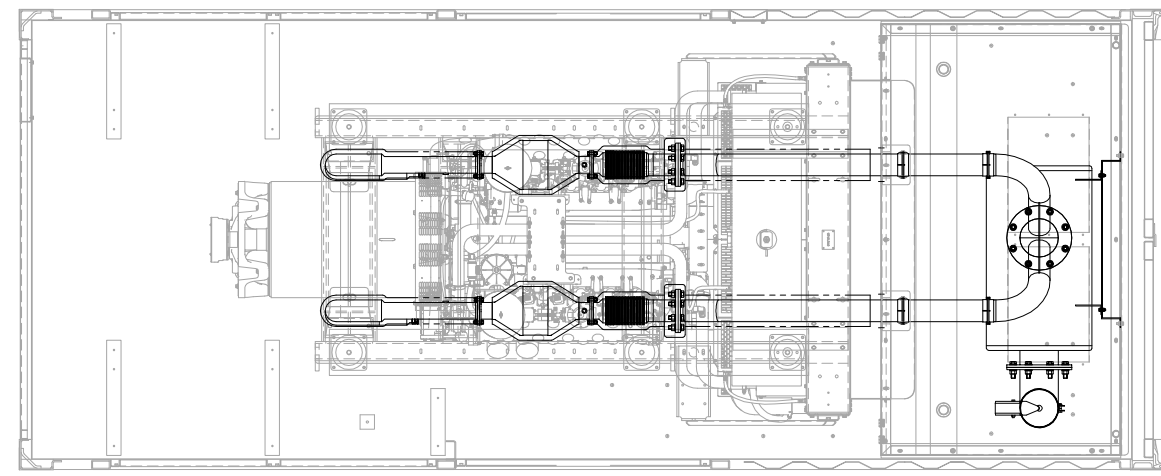


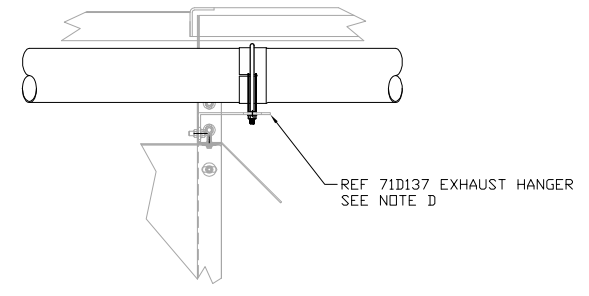
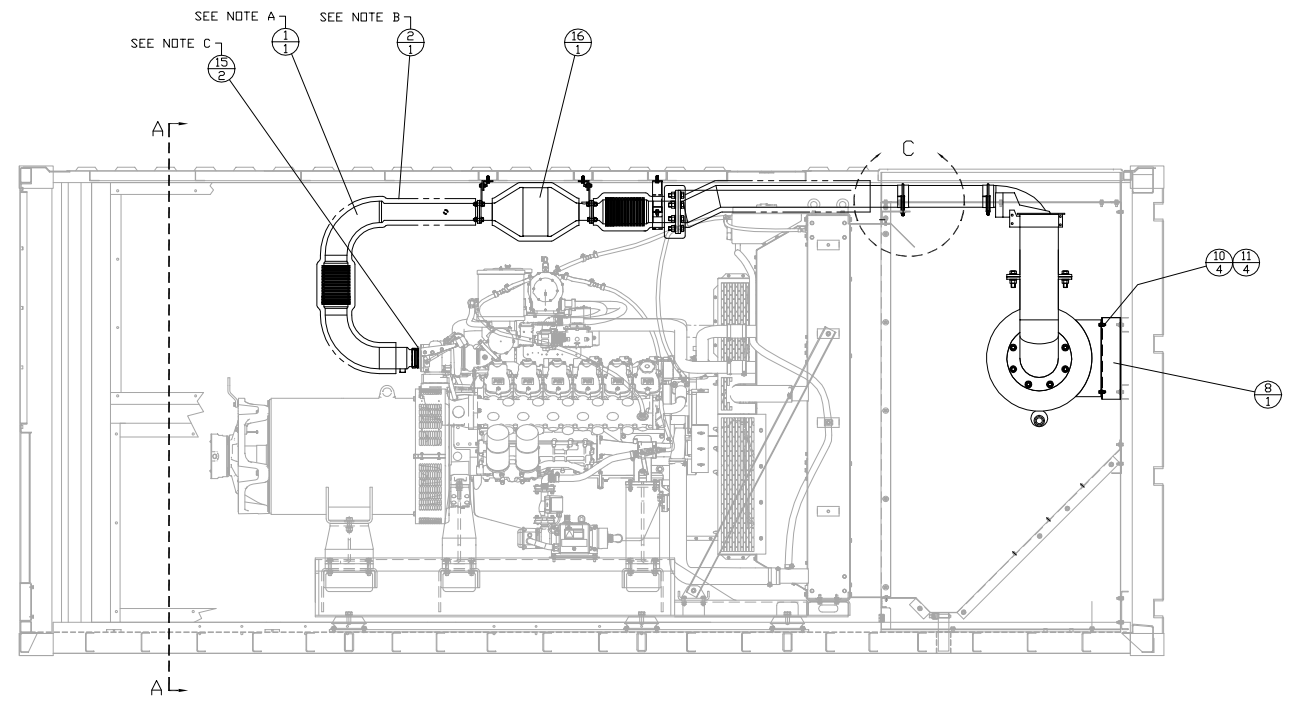
ITEM	QTY.	PART No.	DESCRIPTION
1	1	71D114	LINES GROUP-EXHAUST
2	1	71D115	BLANKET GROUP-EXHAUST
3	4	71D123	PLATE-CATALYST SUPPORT
4	4	71D124	MOUNT-CATALYST
5	4	71D125	INSULATOR-CATALYST
6	2	71D126	SUPPORT-EXHAUST
7	2	71D127	MOUNT ASSEMBLY-EXHAUST
8	1	71D122	MOUNT-SILENCER
9	2	92979A352	BOLT-FLANGED 3/8-16NC x 1.50 Lg
10	12	345-8531	BOLT-FLANGED 3/8-16NC x 1.25 Lg
11	14	198-2970	NUT-FLANGED 3/8-16NC
12	8	8T-7547	BOLT-M8x1.25 - 30 MM
13	8	5P-4116	WASHER-HARD
14	2	33500769	CATALYST ASSEMBLY-EXHAUST
15	2	52500074	CLAMP-MARMIN
16	1	59300017	CATALYST KIT



VIEW B-B
TYP 2 PLACES



SECTION A-A



DETAIL C
TYP 2 PLACES

NOTE A: SUPPLIER REF. KIT NUMBER P-APS375G
 NOTE B: SUPPLIER REF. KIT NUMBER W-APS375G
 NOTE C: CATALYST ASSEMBLIES AND MARMIN TURBO CONNECTION CLAMPS RECEIVED WITH PSI ENGINE
 NOTE D: 71D137 EXHAUST HANGERS RECEIVED IN 71D130BM EXHAUST DUCT PARTS GROUP.

DF-26-17 01-19-17 KUN KIT	FILE	ALTORFER		ALTORFER POWER SYSTEMS	
CHANGE NOTICE	SCALE/SHEET SIZE	6315 W. FAUBER RD. BARTONVILLE, IL 61607		PHONE (309) 697-1234 FAX (309) 262-7546	
PET BUILD CHANGES	PROJECT REFERENCE	THIS DOCUMENT CONTAINS PROPRIETARY INFORMATION OF ALTORFER, INC. WITHOUT THE WRITTEN PERMISSION OF ALTORFER, INC. ANY COPYING OR OTHER USE EXCEPT THAT FOR WHICH IT WAS INTENDED IS PROHIBITED.			
ALL DIMENSIONS IN INCHES UNLESS OTHERWISE SPECIFIED	DF/71A	APS470G RENTAL PACKAGE			
TOLERANCES: XX ± 0.100 XXX ± 0.060 XXXX ± 0.005	THIRD ANGLE PROJECTION	DATE	ENGINEERING STATUS	PROD	PROD
ANGULAR ± 1°	1 OF 1	01-19-17	X	X	0
TITLE	DRAWING NUMBER			DRAWING NUMBER	
MOUNTING GROUP-EXHAUST			71A121-1-2		