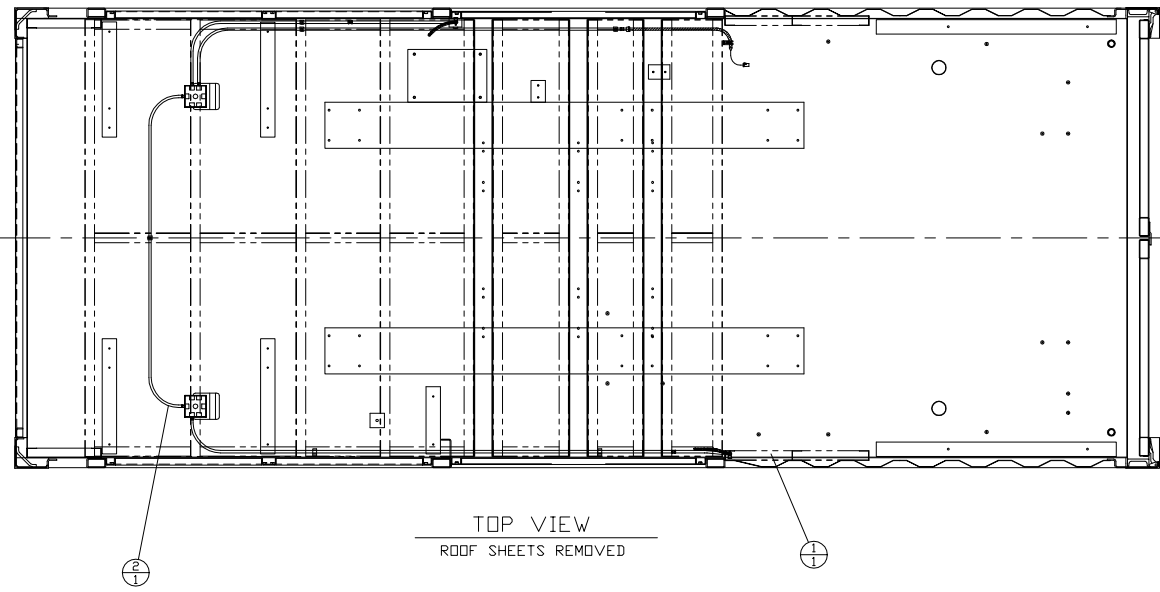
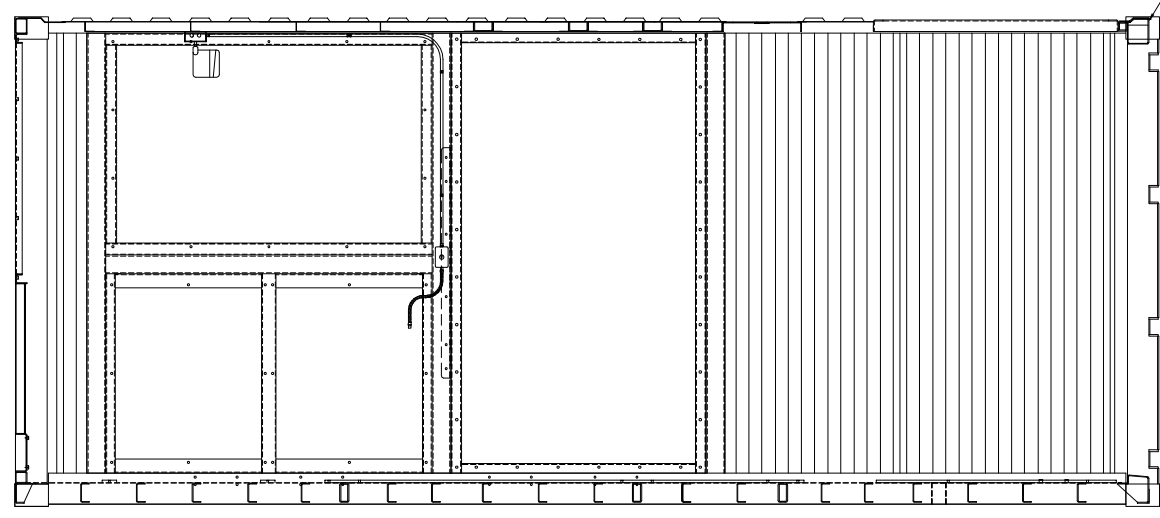


ITEM	QTY.	PART No.	DESCRIPTION	WEIGHT
1	1	71A115	MOUNTING GROUP-CONTAINER LINER	
2	1	71A116	MOUNTING GROUP-CONTAINER CONDUIT	

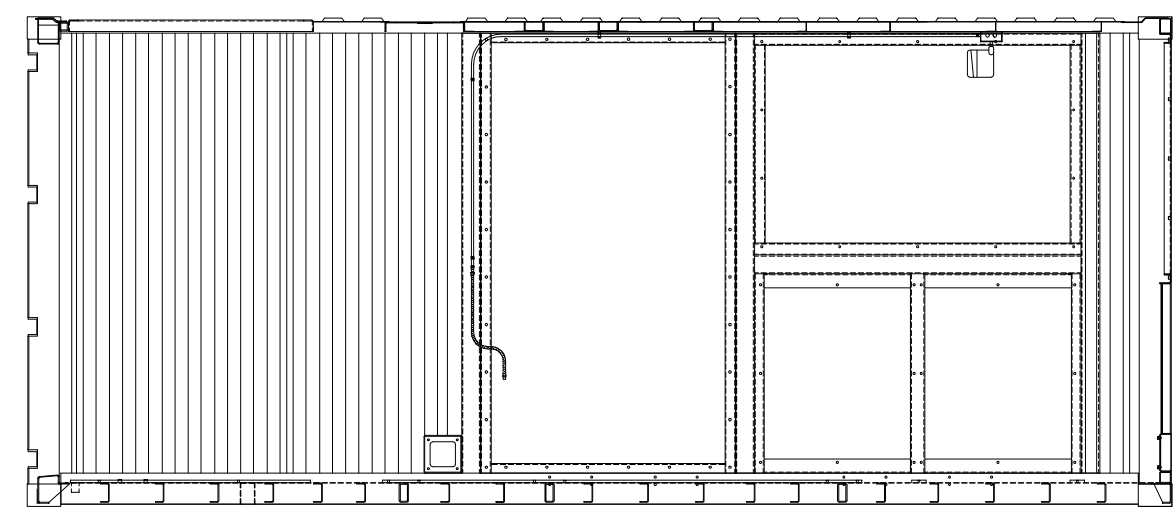


TOP VIEW
ROOF SHEETS REMOVED

71C100-CONTAINER ASSEMBLY-APS375G
SEE NOTE A



STREET SIDE VIEW



CURB SIDE VIEW

NOTE A: CLEAN ALL THREADED HOLES AND WELDNUTS WITH APPROPRIATE TAPS

		ALTORFER POWER SYSTEMS 6315 W. FAUBER RD. PHONE (309) 697-1234 BARTONVILLE, IL 61607 FAX (309) 262-7546		
		THIS DOCUMENT CONTAINS PROPRIETARY INFORMATION OF ALTORFER, INC. WITHOUT THE WRITTEN PERMISSION OF ALTORFER, INC., ANY COPYING OR OTHER USE EXCEPT THAT FOR WHICH IT WAS INTENDED IS PROHIBITED.		
CHANGE NOTICE ALL DIMENSIONS IN INCHES UNLESS OTHERWISE SPECIFIED TOLERANCES: .XX ± 0.100 .XXX ± 0.060 .XXXX ± 0.005 ANGULAR ± 1°	FILE DF/71A	PROJECT REFERENCE APS470G RENTAL PACKAGE		
	THIRD ANGLE PROJECTION	SCALE/SHEET SIZE 1=20/D	DRAWN BY K NUNN	ENGINEERING STATUS PROTO X PET X PROD 0
	SHEET 1 OF 1	DATE 01-19-17	DRAWING NUMBER 71A114	
	TITLE CONTAINER ARRANGEMENT-APS470G			DRAWING NUMBER 71A114