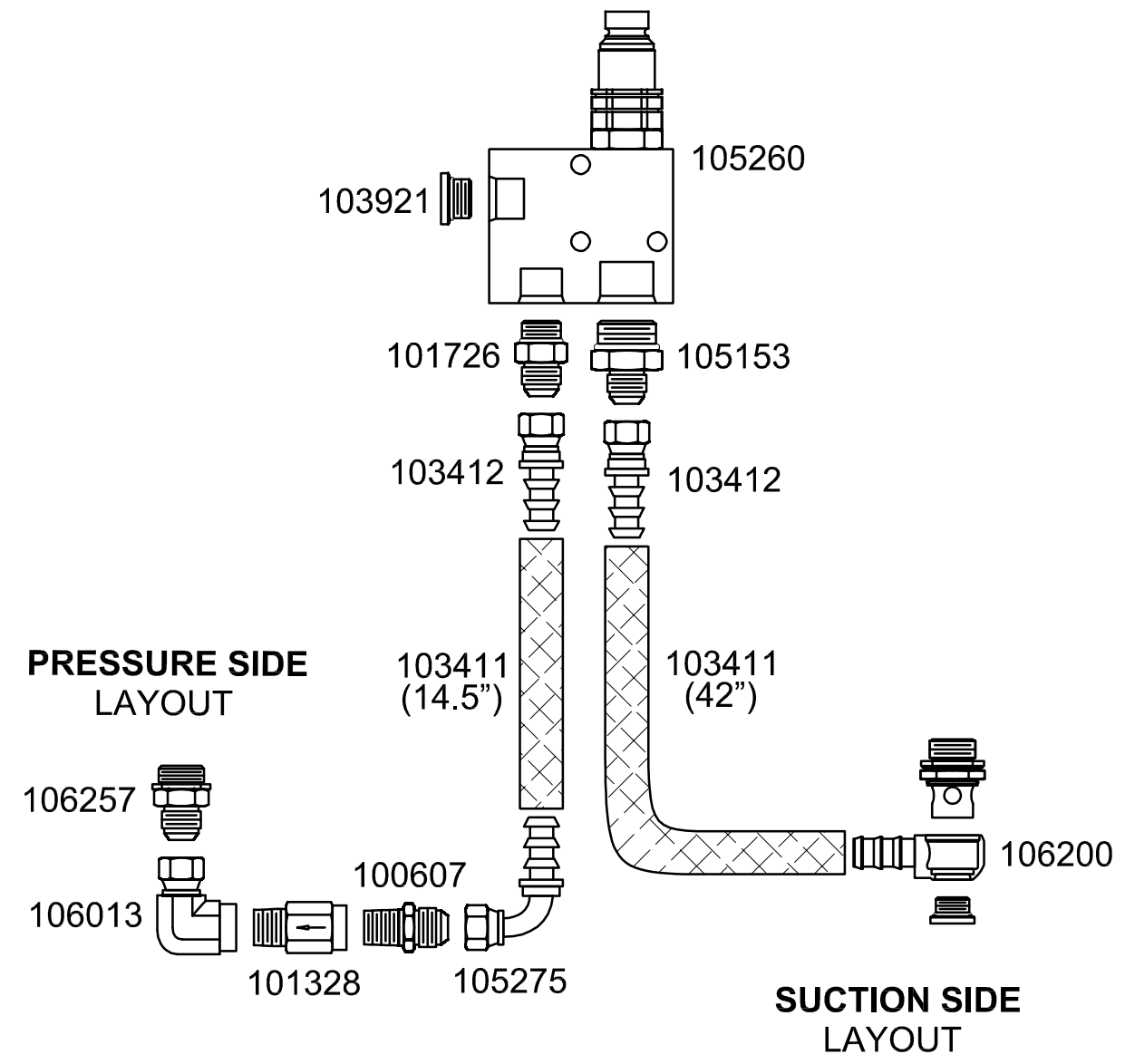
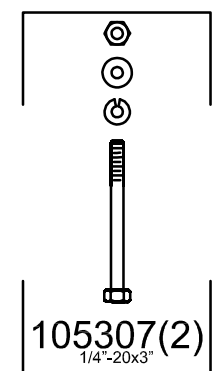
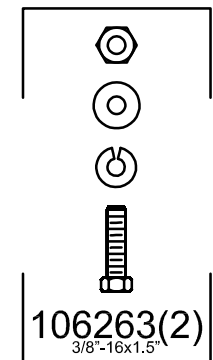
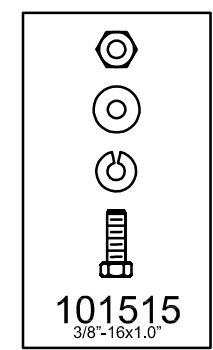
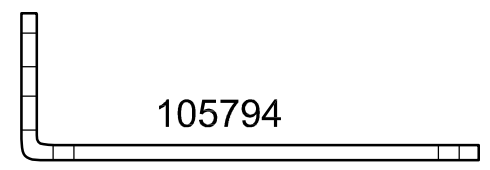



ITEM	QTY.	PART No.	DESCRIPTION
1	1	300755	INSTALLATION KIT-QUICK FIT 21.9L-V12



NOTE: SEE QUICK FIT INSTALLATION GUIDE 13019 FOR ASSEMBLY INSTRUCTIONS

DATE BY		<b>ALTORFER POWER SYSTEMS</b> 6315 W. FAUBER RD. PHONE (309) 697-1234 BARTONVILLE, IL 61807 FAX (309) 282-7546		
				THIS DOCUMENT CONTAINS PROPRIETARY INFORMATION OF ALTORFER, INC. WITHOUT THE WRITTEN PERMISSION OF ALTORFER, INC., ANY COPYING OR OTHER USE EXCEPT THAT FOR WHICH IT WAS INTENDED IS PROHIBITED
CHANGE NOTICE	ALL DIMENSIONS IN INCHES UNLESS OTHERWISE SPECIFIED	FILE	PROJECT REFERENCE	
		DF/71A	APS470G RENTAL PACKAGE	
	TOLERANCES: X.X ± 0.100 X.XX ± 0.060 X.XXX ± 0.005	THIRD ANGLE PROJECTION	SCALE/SHEET SIZE	DRAWN BY
	ANGULAR ± 1°		1=1/B	K NUNN
	TITLE	SHEET	DATE	PROTD
1	NO	1 OF 1	02-13-17	X
MOUNTING GROUP-QUICK FIT				PET
				0
				DRAWING NUMBER
				71A109