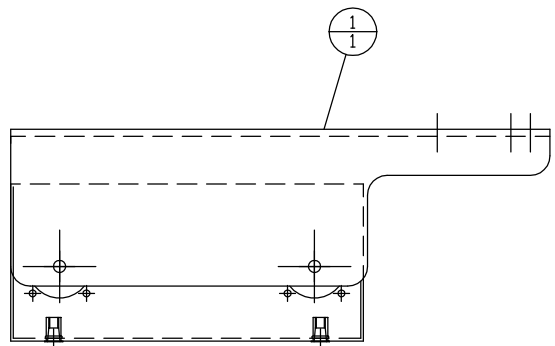
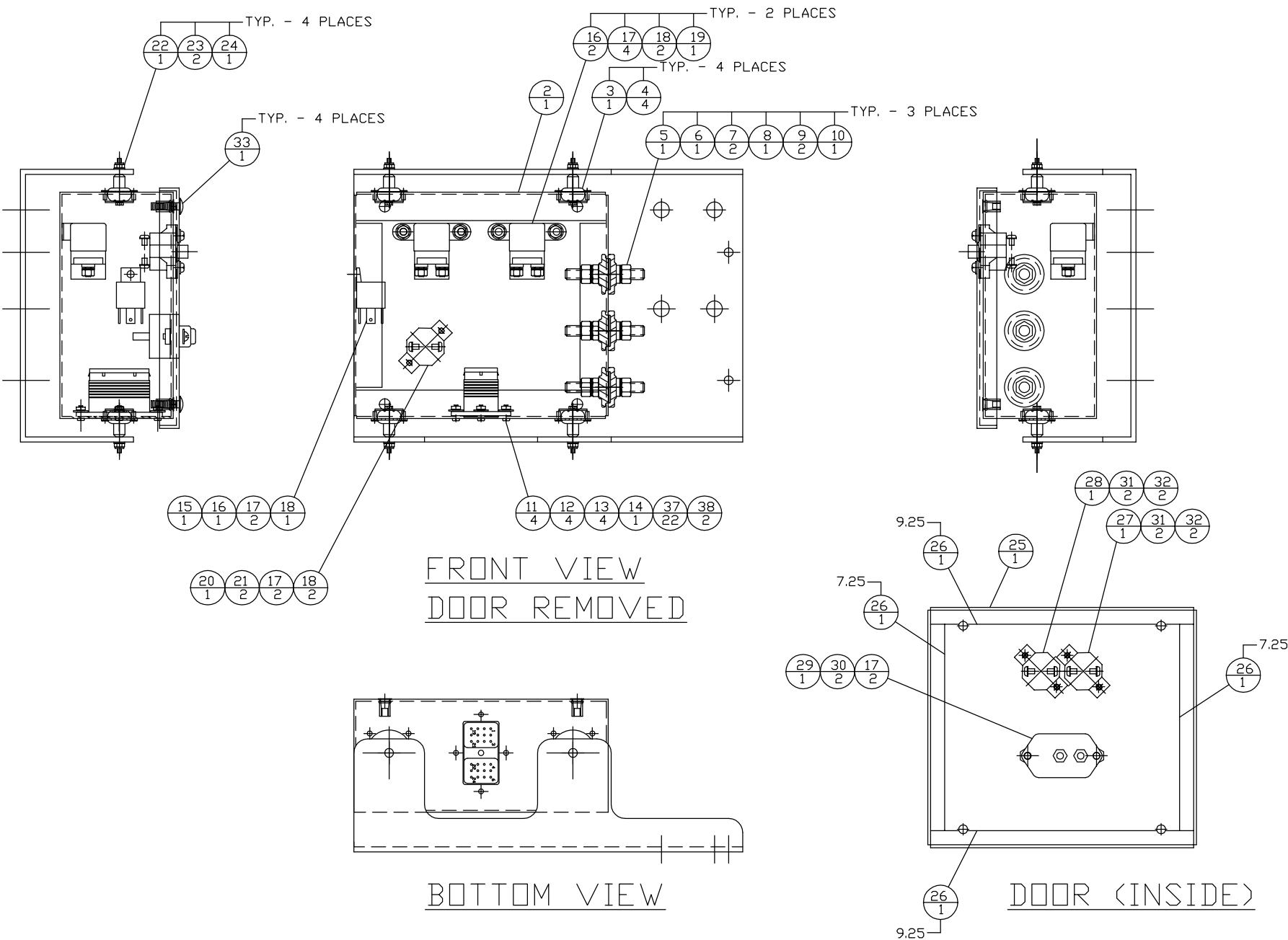


INCH 49E102



TOP VIEW



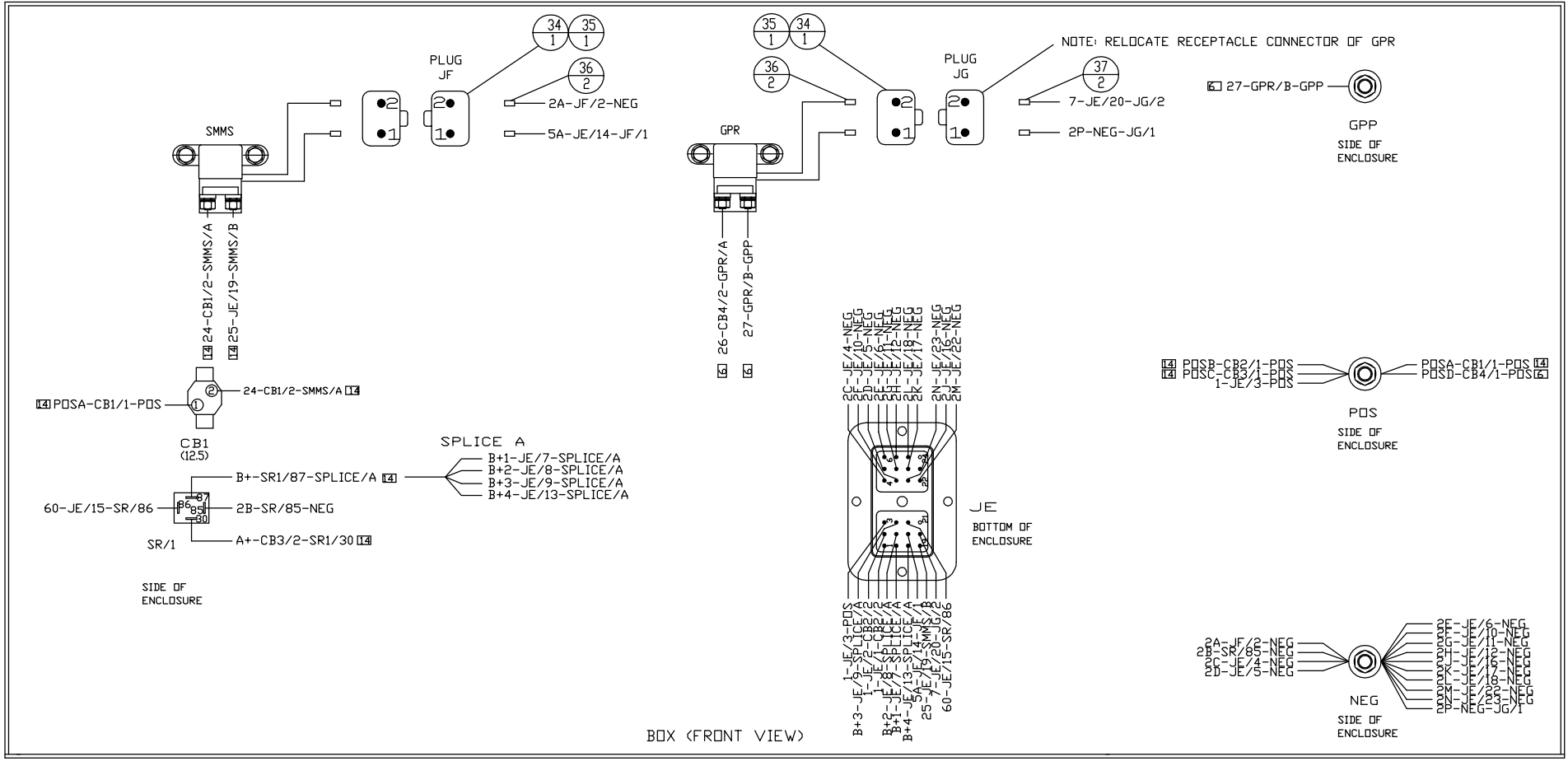
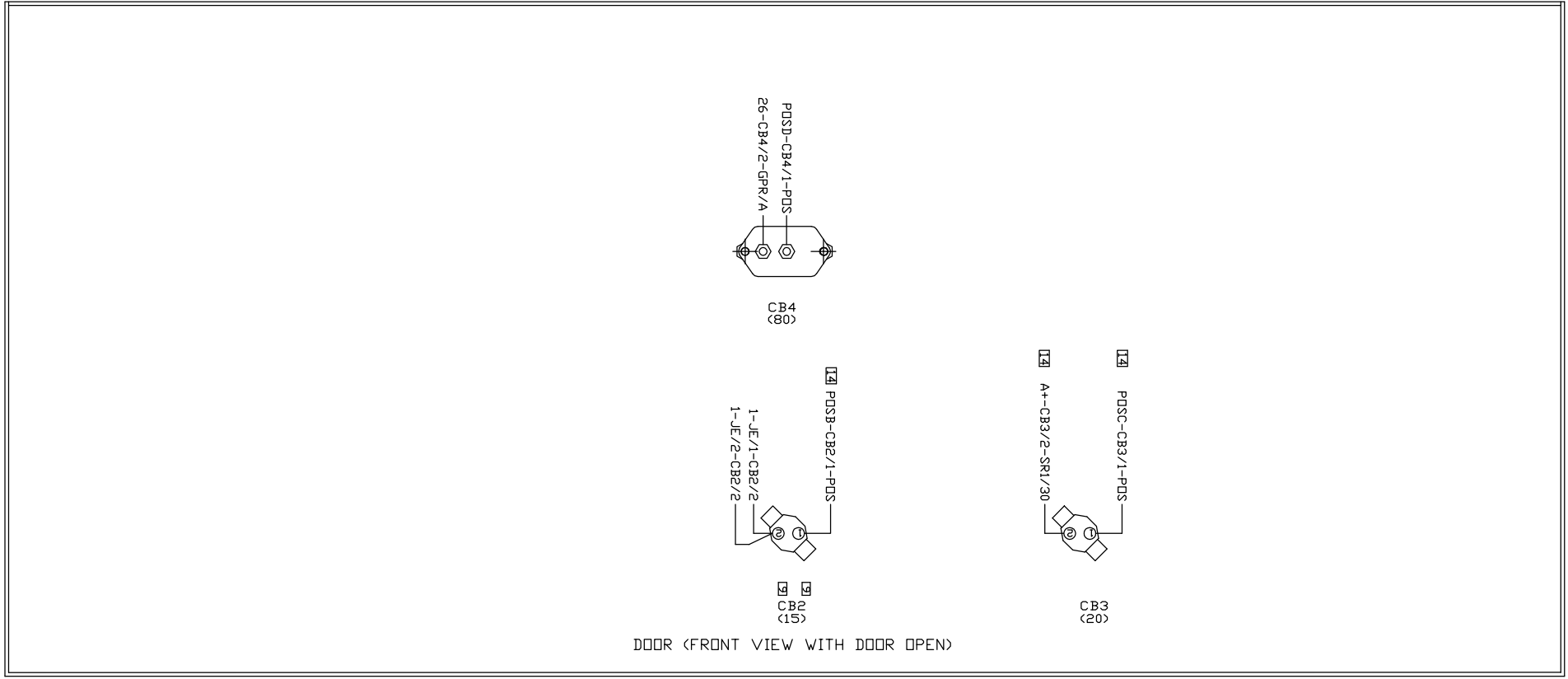
FRONT VIEW
DOOR REMOVED

DOOR (INSIDE)

BOTTOM VIEW

ITEM	QTY.	UNITS	P/N	DESCRIPTION	MANUFACTURE
1	1		49C300	BRACKET - MOUNTING	ALTORFER
2	1		49C301	BOX - D.C. POWER	ALTORFER
3	4		2W-8603	MOUNT	CAT
4	16		82346	RIVET - 3/16x1/2	LAWSON
5	3		7W-2710	INSULATOR	CAT
6	3		7W-2709	INSULATOR	CAT
7	6		91582	WASHER	LAWSON
8	3		6H-5431	NUT - JAM BRASS	CAT
9	6		5P-7751	NUT - BRONZE	CAT
10	3		5N-7510	STUD	CAT
11	4		90053	SCREW - #6-32 x 5/8	LAWSON
12	4		522	WASHER - FLAT #6	LAWSON
13	4		1230	NUT - KEPS #6-32	LAWSON
14	1		DRC12-24PA	CONNECTOR - 24 PIN	DEUTSCH
15	1		9672K32	RELAY	McMASTER-CARR
16	5		90053	SCREW - #10-32 x 5/8	LAWSON
17	14		522	WASHER - FLAT #10	LAWSON
18	7		321A	NUT - NYLOK #10-32	LAWSON
19	2		125-1303	SWITCH - MAGNETIC	CAT
20	1		9M-9085	BREAKER - CIRCUIT (12.5A)	CAT
21	2		90074	SCREW - #10-32 x 1	LAWSON
22	4		65005	BOLT - #1/4-20 x 1-3/4	LAWSON
23	8		501	WASHER - FLAT 1/4	LAWSON
24	4		301	NUT - NYLOK 1/4-20	LAWSON
25	1		49C302	COVER	ALTORFER
26	34.00	IN.	8512K63	SEAL - WEATHER 1/2x1/8	McMASTER-CARR
27	1		6T-3643	BREAKER - CIRCUIT (15A)	CAT
28	1		6T-3644	BREAKER - CIRCUIT (20A)	CAT
29	1		171-2210	BREAKER - CIRCUIT (80)	CAT
30	2		90072	SCREW - #10-32 x 3/4	LAWSON
31	4		90065	SCREW - #8-32 x 1	LAWSON
32	4		523	WASHER - FLAT #8	LAWSON
33	4		30072846	SCREW - #1/4-20 x 3/4	LAWSON
34	2		DT06-2S-EP06	PLUG	DEUTSCH
35	2		W2S-PD12	WEDGE	DEUSTCH
36	4		0462-201-16141	SOCKET	DEUSTCH
37	24		0460-202-16141	PIN	DEUSTCH
38	2		114017	PLUG - SEALING	DEUSTCH

CHANGE NOTICE	DATE BY	ALTORFER			
		ALTORFER POWER SYSTEMS 6315 W. FAUBER RD. BARTONVILLE, IL 61607 PHONE (309) 697-1234 FAX (309) 282-7546			
	THIS DOCUMENT CONTAINS PROPRIETARY INFORMATION OF ALTORFER, INC. WITHOUT THE WRITTEN PERMISSION OF ALTORFER, INC., ANY COPYING OR OTHER USE EXCEPT THAT FOR WHICH IT WAS INTENDED IS PROHIBITED				
	ALL DIMENSIONS IN INCHES UNLESS OTHERWISE SPECIFIED		FILE DF\49E	PROJECT REFERENCE APS150	
TOLERANCES: X.X ± 0.100 X.XX ± 0.060 X.XXX ± 0.005	THIRD ANGLE PROJECTION	SCALE/SHEET SIZE 1=5/B	DRAWN BY D. RICHARDSON	QUOTE NUMBER	
ANGULAR ± 1°		SHEET 1 OF 2	DATE 2/4/08	WORK ORDER NUMBER	
TITLE POWER BOX ASSEMBLY POWER BOX GROUP				DRAWING NUMBER 49E102	



DATE BY		ALTORFER		ALTORFER POWER SYSTEMS	
		6315 W. FAUBER RD. PHONE (309) 697-1234		BARTONVILLE, IL 61607 FAX (309) 282-7546	
CHANGE NOTICE	THIS DOCUMENT CONTAINS PROPRIETARY INFORMATION OF ALTORFER, INC. WITHOUT THE WRITTEN PERMISSION OF ALTORFER, INC., ANY COPYING OR OTHER USE EXCEPT THAT FOR WHICH IT WAS INTENDED IS PROHIBITED	FILE	PROJECT REFERENCE		
	ALL DIMENSIONS IN INCHES UNLESS OTHERWISE SPECIFIED	DF\49E	APS150		
	TOLERANCES: X.X ± 0.100 X.XX ± 0.060 X.XXX ± 0.005	THIRD ANGLE PROJECTION	SCALE/SHEET SIZE	DRAWN BY	QUOTE NUMBER
	ANGULAR ± 1°		1=5/B	D. RICHARDSON	WORK ORDER NUMBER
	TITLE		SHEET	DATE	DRAWING NUMBER
2	1	2 OF 2	2/4/08	49E102	
		POWER BOX ASSEMBLY			
		POWER BOX GROUP			