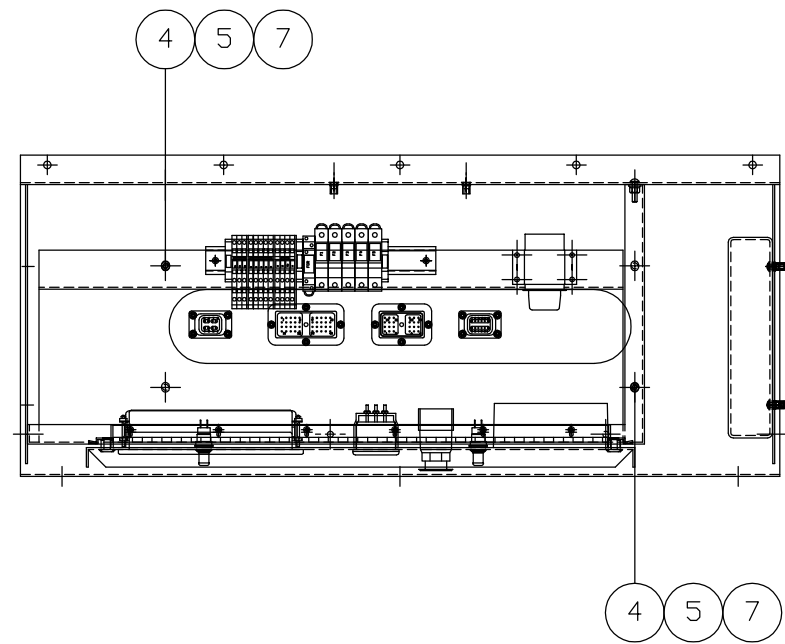
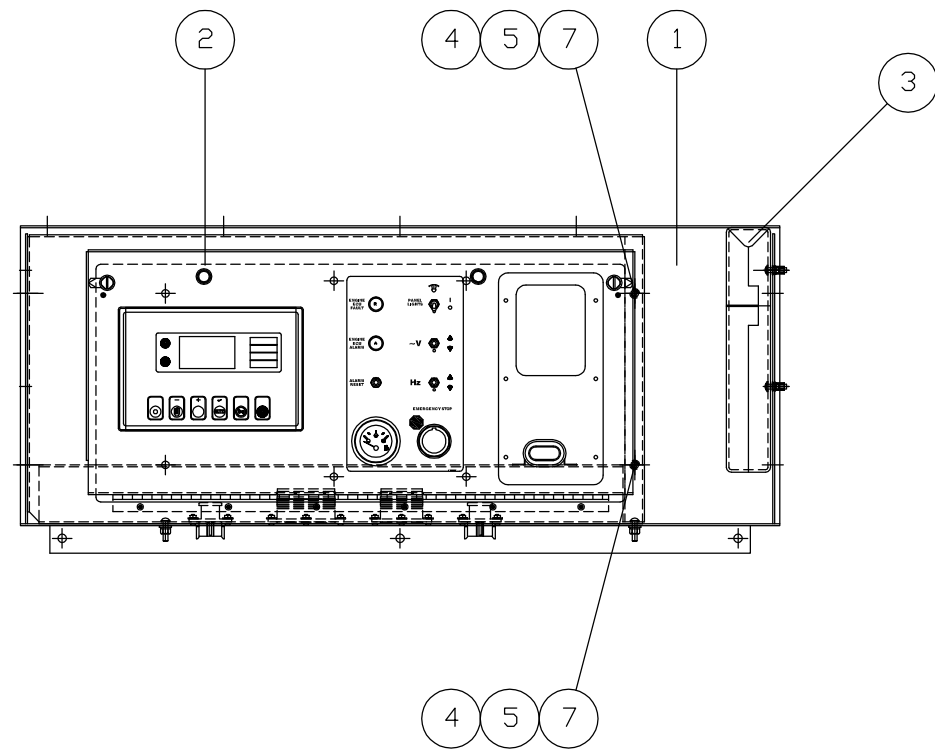


INCH 49A112

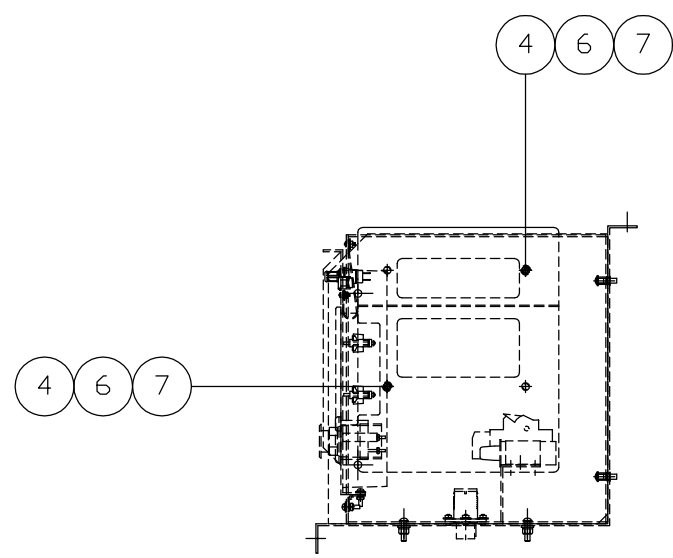
ITEM	QTY.	PART NO.	DESCRIPTION	WEIGHT
1	1	49C129	CONTROL PANEL ASSEMBLY	52
2	1	49E100	CONTROL PANEL DSE5310 (240/480)	90
3	1	5P9796	DOCUMENT BOX	1
4	6	51586	1/4"-20x1" S.S. TRUSS HEAD SCREW	-
5	4	91112	1/4" S.S. FLAT WASHER	-
6	2	272385	3/8" S.S. NEOPREME WASHER	-
7	6	301	1/4"-20 LOCKNUT	-
TOTAL				148



TOP VIEW



FRONT VIEW



SIDE VIEW

DATE BY		ALTORFER			ALTORFER POWER SYSTEMS	
		6315 W. FAUBER RD. BARTONVILLE, IL 61607		PHONE (309) 697-1234 FAX (309) 282-7546		
THIS DOCUMENT CONTAINS PROPRIETARY INFORMATION OF ALTORFER, INC. WITHOUT THE WRITTEN PERMISSION OF ALTORFER, INC., ANY COPYING OR OTHER USE EXCEPT THAT FOR WHICH IT WAS INTENDED IS PROHIBITED						
CHANGE NOTICE	NO.	ALL DIMENSIONS IN INCHES UNLESS OTHERWISE SPECIFIED	FILE DF49A	PROJECT REFERENCE APS150 RENTAL PACKAGE		
		TOLERANCES: X.X ± 0.100 X.XX ± 0.060 X.XXX ± 0.005	THIRD ANGLE PROJECTION	SCALE/SHEET SIZE 1=10/B	DRAWN BY B. LOHNES	QUOTE NUMBER -
		ANGULAR ± 1°		SHEET 1 OF 1	DATE 01-06-09	WORK ORDER NUMBER -
		TITLE	APS150 DV CONTROL PANEL MOUNTING GROUP			DRAWING NUMBER 49A112