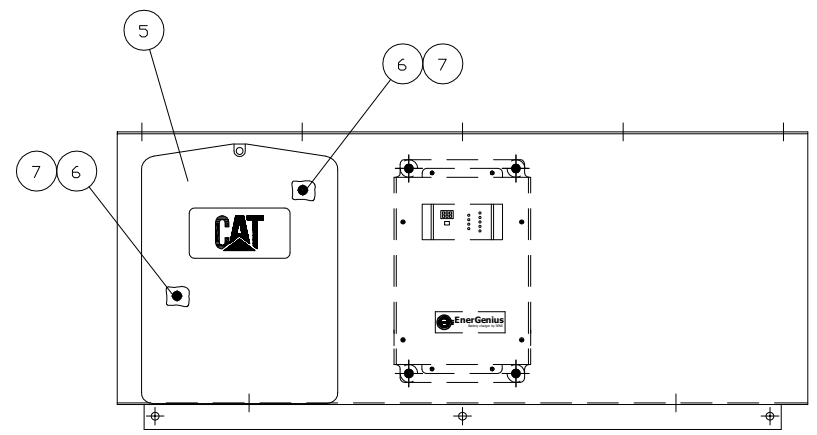
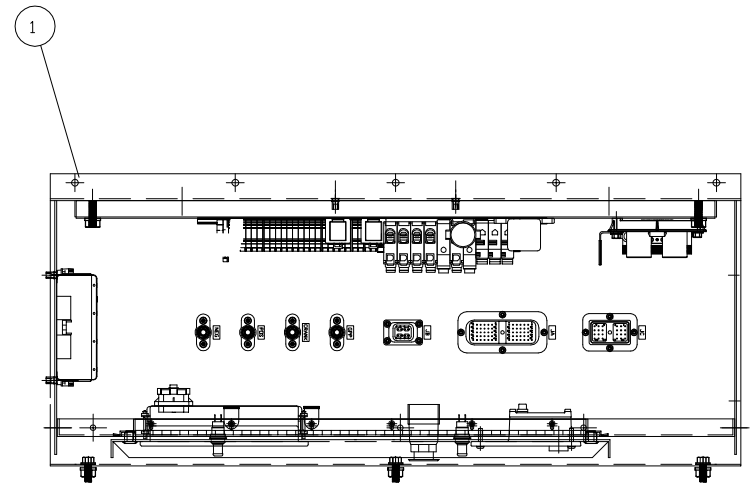
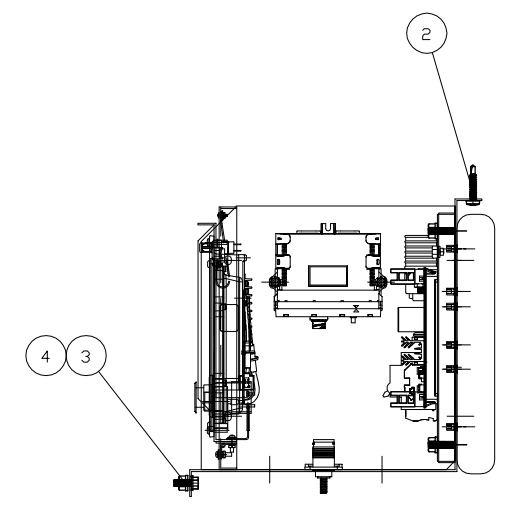
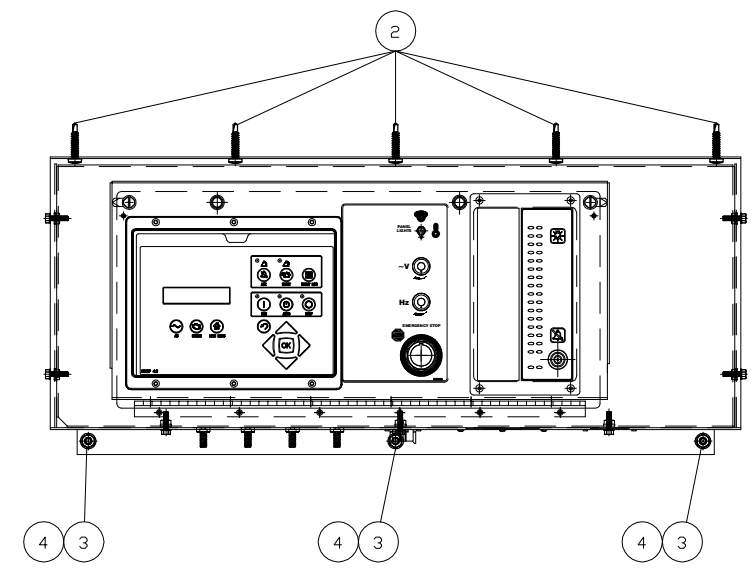


INCH 47A118-01

ITEM	QTY.	PART NO.	DESCRIPTION
1	1	47E100-02	CONTROL PANEL
2	5	KB-100	1/4" PAN HEAD ZIP SCREW
3	3	345-8531	3/8"-16 X 1" FLANGE HEAD BOLT
4	3	198-2970	3/8"-16 FLANGE HEAD NUT
5	1	194-4184	DOCUMENT BOX
6	2	114-0103	1/4"-20 X 5/8" SCREW
7	2	317-5700	1/4" WASHER - SS NEOPRENE



BACK SIDE



04/20/14 D. ROLING DATE BY			ALTORFER POWER SYSTEMS 6315 W. FAUBER RD. PHONE (309) 697-1234 BARTONVILLE, IL 61607 FAX (309) 282-7546	
			THIS DOCUMENT CONTAINS PROPRIETARY INFORMATION OF ALTORFER, INC. WITHOUT THE WRITTEN PERMISSION OF ALTORFER, INC., ANY COPYING OR OTHER USE EXCEPT THAT FOR WHICH IT WAS INTENDED IS PROHIBITED	
REVISE FOR PRODUCTION CHANGE NOTICE	ALL DIMENSIONS IN INCHES UNLESS OTHERWISE SPECIFIED	FILE DF/47A	PROJECT REFERENCE APS60-100 RENTAL PACKAGE	
	TOLERANCES: X.X ± 0.100 X.XX ± 0.060 X.XXX ± 0.005	THIRD ANGLE PROJECTION	SCALE/SHEET SIZE NO SCALE	DRAWN BY BML
	ANGULAR ± 1°		SHEET 1 OF 1	DATE 09/20/13
2	1	TITLE APS60-100 CONTROL PANEL MOUNTING GROUP		DRAWING NUMBER 47A118-01