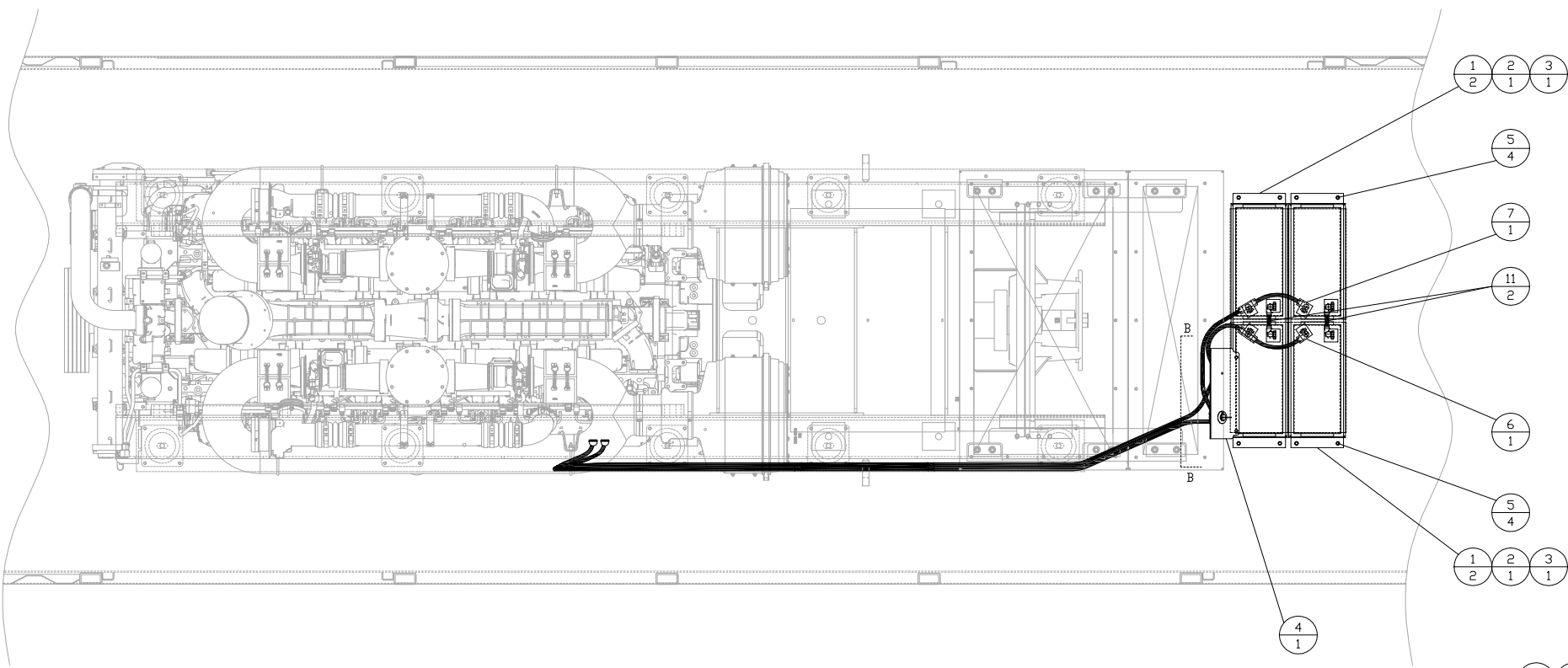
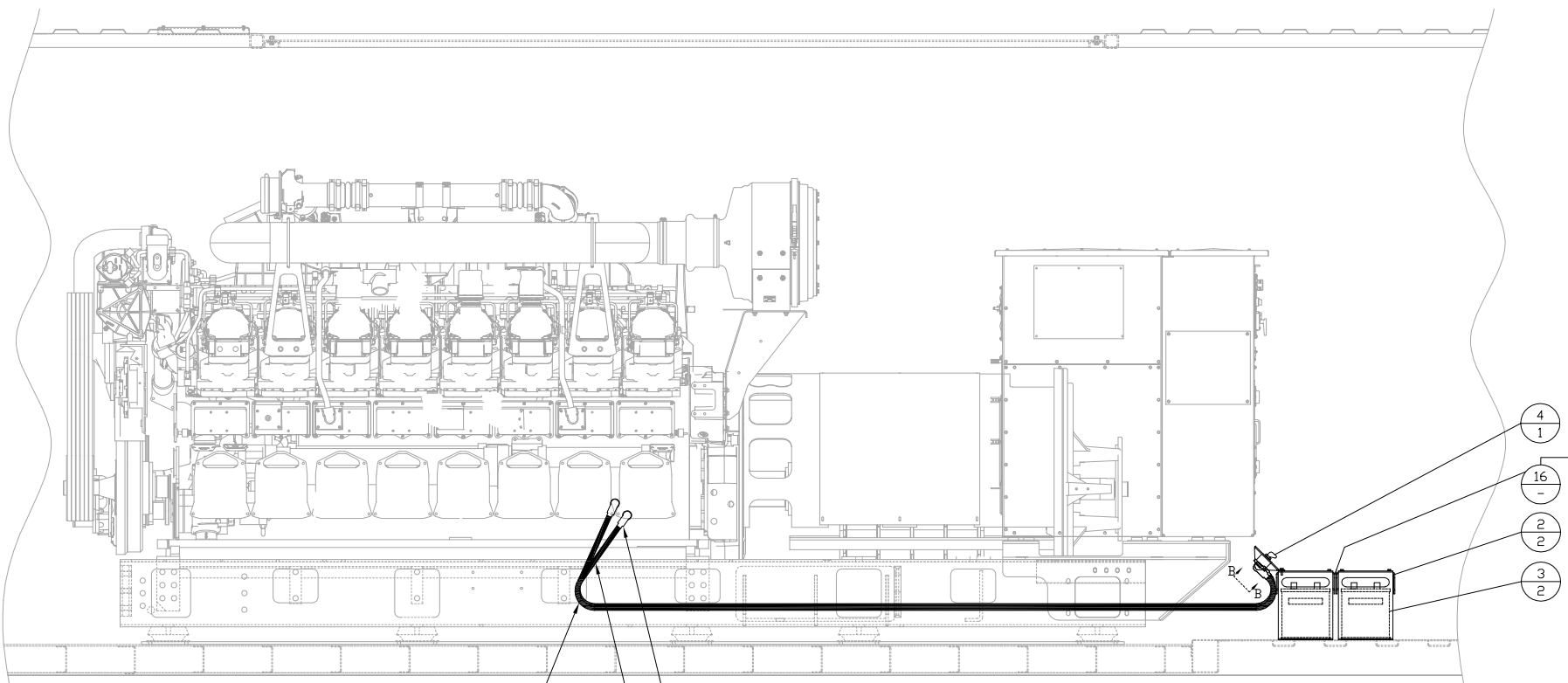
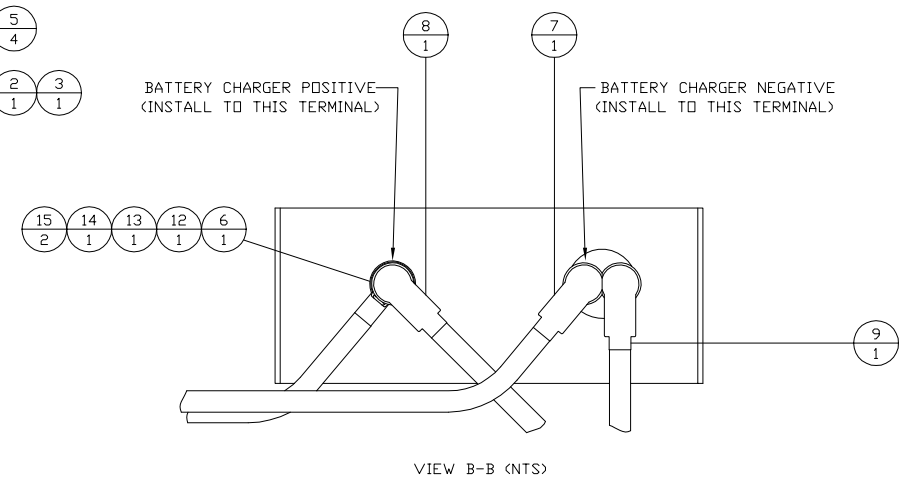


ITEM	QTY.	P/N	DESCRIPTION
1	4	9M-5775-MAT-BATTERY	
2	2	176-1057-SUPPORT GROUP-BATTERY	
3	2	254-4933-BATTERY GROUP	
4	1	324-6981-SUPPORT GROUP-BATTERY	
5	8	174-9194-BOLT-FLANGED M8X1.25	
6	1	88E178-CABLE ASSEMBLY	
7	1	88E179-CABLE ASSEMBLY	
8	1	88E180-CABLE ASSEMBLY	
9	1	88E181-CABLE ASSEMBLY	
10	4	BB12-PLYWOOD BATTERY BOARD (PAINT BLACK)	
11	2	54E135 - B01 CABLE ASSEMBLY	
12	1	11126216-THREADED ROD 3/8"-16THD X 2.00 LG.	
13	1	3B-4506-LOCK WASHER-3/8"	
14	1	6V-8801-NUT-3/8"-16 THD	
15	2	5P-1075-WASHER HARD-3/8" DS	
16	65cm	3E-6600-TRIMLOCK	



TOP VIEW (ROOF REMOVED FOR CLARITY)



CURBSIDE VIEW (WALLS REMOVED FOR CLARITY)

ROUTE CABLES THROUGH ROUNDED RECTANGULAR OPENING AND UNDERNEATH CURBSIDE RAIL

INSTALL TERMINAL ENDS TO STARTING MOTOR (NOT SHOWN)

3/4" LOOM SHOULD BE INSTALLED AROUND EACH CABLE (NOT SHOWN)

01-06-16 JAM 05-04-15 JAM 9/22/14 JAM 2/28/14 PJP DATE BY	ALTORFER 6315 W. FAUBER RD. PHONE (309) 697-1234 BARTONVILLE, IL 61607 FAX (309) 282-7546	
	THIS DOCUMENT CONTAINS PROPRIETARY INFORMATION OF ALTORFER, INC. WITHOUT THE WRITTEN PERMISSION OF ALTORFER, INC., ANY COPYING OR OTHER USE EXCEPT THAT FOR WHICH IT WAS INTENDED IS PROHIBITED.	
ADD ITEM 16 ADD ITEMS 13,14,15 ADD ITEM 12 REMOVE P-CLAMPS & THREADED ROD 1 REROUTE CABLES UNDER RAIL CHANGE NOTICE NO.	ALL DIMENSIONS IN INCHES UNLESS OTHERWISE SPECIFIED TOLERANCES: .XX ± 0.100 X.XX ± 0.060 X.XXX ± 0.005 ANGULAR ± 1'	PROJECT REFERENCE FILE DF/88A SCALE/SHEET SIZE 1=15/D SHEET 1 OF 1 DRAWN BY JAM DATE 05-20-13 QUOTE NUMBER - WORK ORDER NUMBER - DRAWING NUMBER 88A116-04
TITLE BATTERY GROUP		