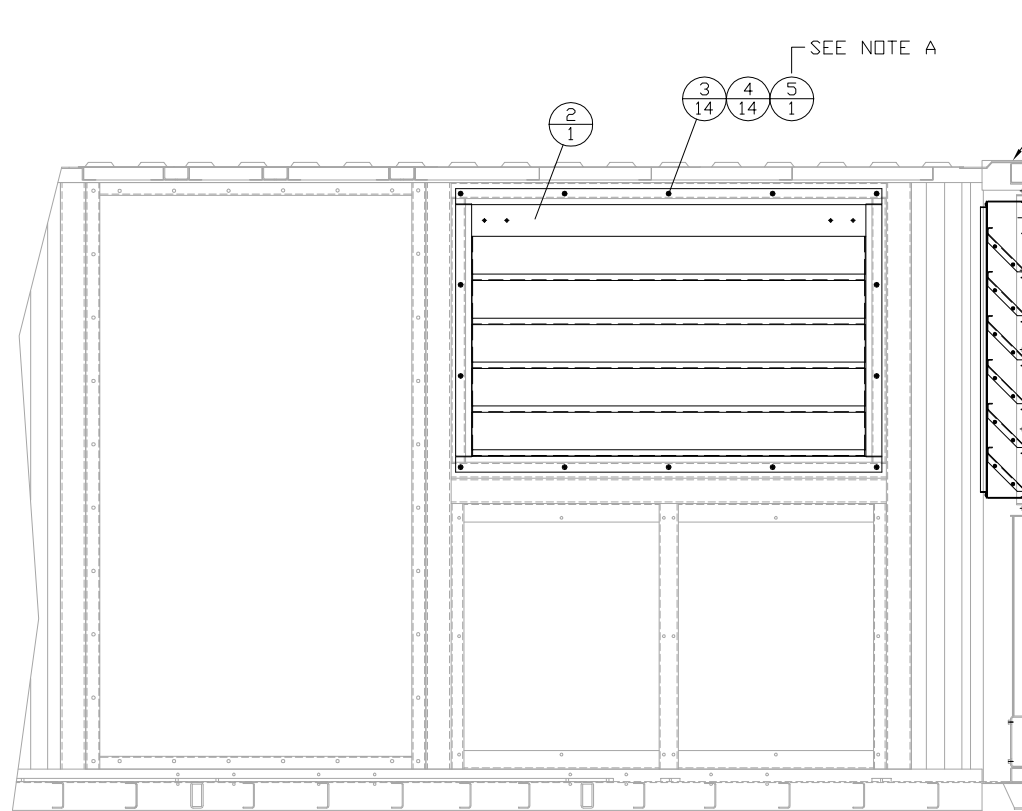
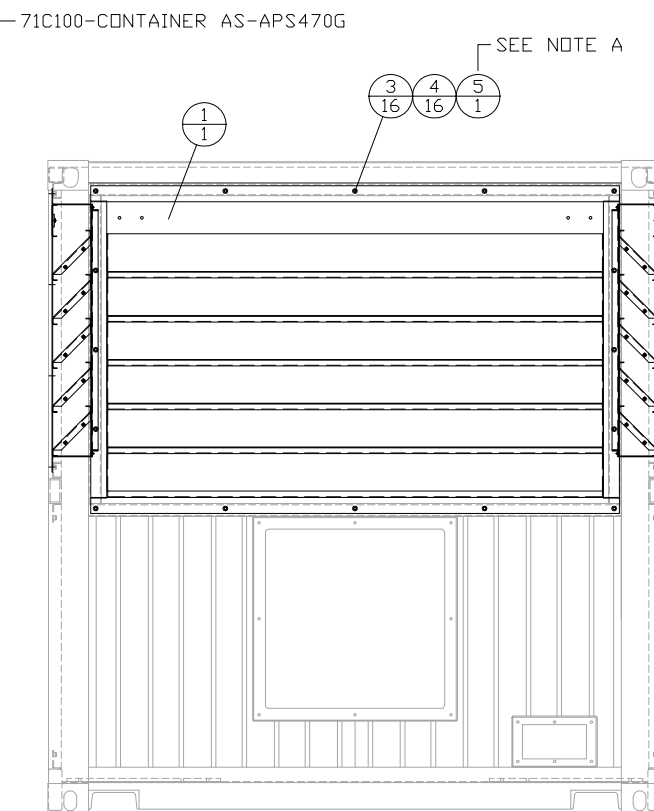


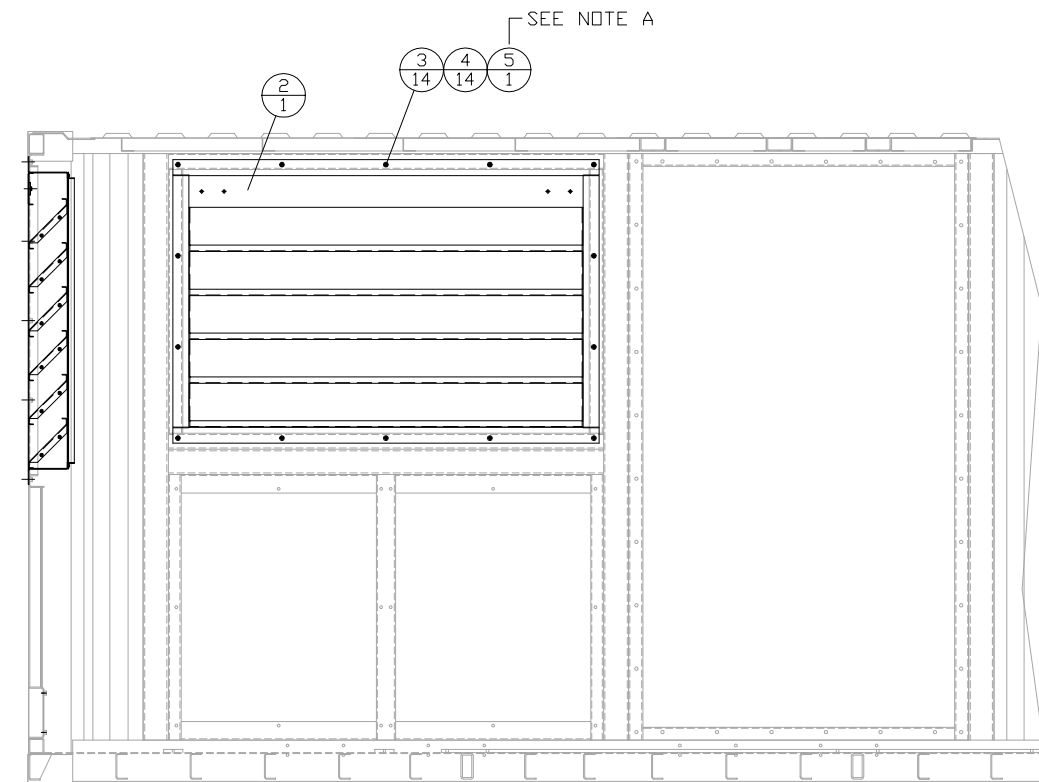
ITEM	QTY.	PART No.	DESCRIPTION
1	1	70C216	LOUVER ASSEMBLY-REAR INTAKE
2	2	70C221	LOUVER ASSEMBLY-SIDE INTAKE
3	44	8T-4908	BOLT-M8x1.25-25mm
4	44	198-4776	WASHER-HARD
5	1	0221241	SEALANT-WHITE



CURB SIDE



CAB END



STREET SIDE

NOTE A: APPLY WHITE SEALANT (0221241) AROUND THE PERIMETER OF LOUVER ASSEMBLIES AFTER INSTALLATION.

		ALTORFER POWER SYSTEMS 6315 W. FAUBER RD. PHONE (309) 697-1234 BARTONVILLE, IL 61607 FAX (309) 262-7546			
		THIS DOCUMENT CONTAINS PROPRIETARY INFORMATION OF ALTORFER, INC. WITHOUT THE WRITTEN PERMISSION OF ALTORFER, INC., ANY COPYING OR OTHER USE EXCEPT THAT FOR WHICH IT WAS INTENDED IS PROHIBITED.			
CHANGE NOTICE ALL DIMENSIONS IN INCHES UNLESS OTHERWISE SPECIFIED TOLERANCES: .XX ± 0.100 .XXX ± 0.060 .XXXX ± 0.005 ANGULAR ± 1°	FILE DF/71A	PROJECT REFERENCE APS470G RENTAL PACKAGE			
	SCALE/SHEET SIZE 1=20/D	DRAWN BY BML	ENGINEERING STATUS PROTO X PET X PRODD 0		
	SHEET 1 OF 1	DATE 09/08/16			
	TITLE MOUNTING GROUP-INTAKE LOUVERS		DRAWING NUMBER 71A120		