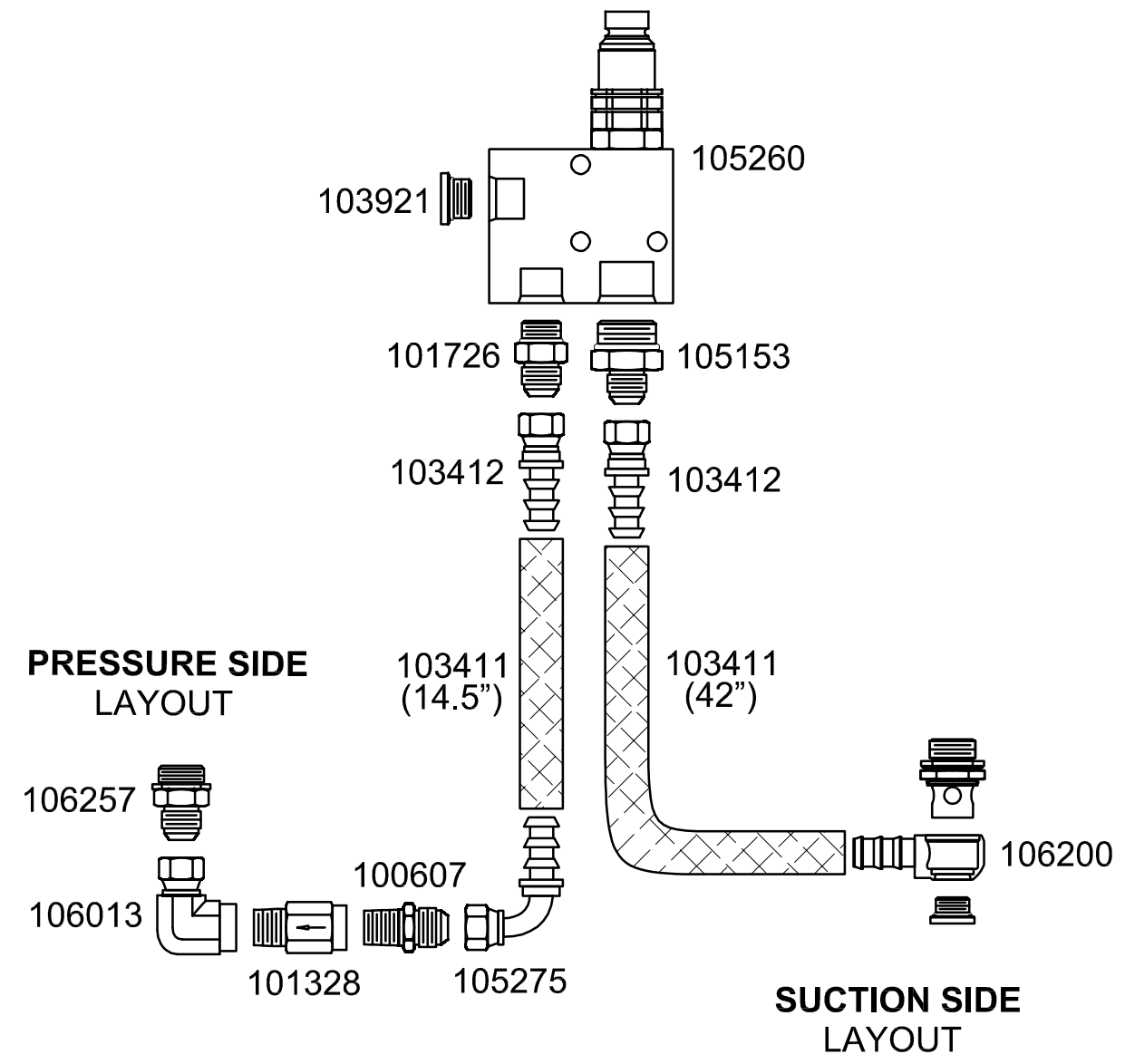
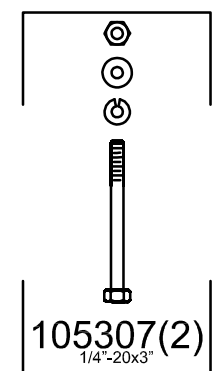
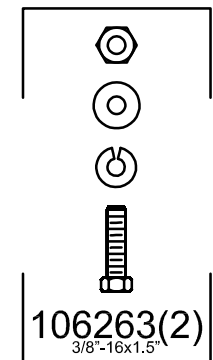
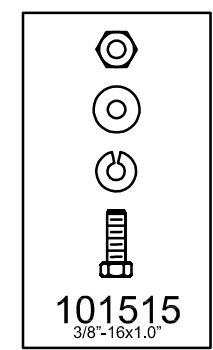
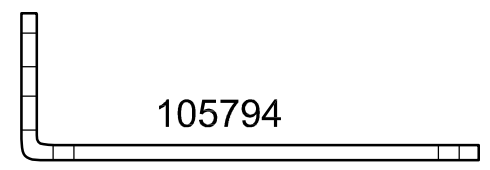



ITEM	QTY.	PART No.	DESCRIPTION
1	1	300755	INSTALLATION KIT-QUICK FIT 21.9L-V12



NOTE: SEE QUICK FIT INSTALLATION GUIDE 13019 FOR ASSEMBLY INSTRUCTIONS

		<b>ALTORFER POWER SYSTEMS</b> 6315 W. FAUBER RD.      PHONE (309) 697-1234 BARTONVILLE, IL 61807      FAX (309) 282-7546			
		THIS DOCUMENT CONTAINS PROPRIETARY INFORMATION OF ALTORFER, INC. WITHOUT THE WRITTEN PERMISSION OF ALTORFER, INC., ANY COPYING OR OTHER USE EXCEPT THAT FOR WHICH IT WAS INTENDED IS PROHIBITED.			
CHANGE NOTICE DATE BY	ALL DIMENSIONS IN INCHES UNLESS OTHERWISE SPECIFIED	FILE DF/71A	PROJECT REFERENCE APS470G RENTAL PACKAGE		
	TOLERANCES: .XX ± 0.100 .XXX ± 0.060 .XXXX ± 0.005	THIRD ANGLE PROJECTION	SCALE/SHEET SIZE 1=1/B	DRAWN BY K NUNN	ENGINEERING STATUS PROTD    PET    PRODD X        X        0
	ANGULAR ± 1°		SHEET 1 OF 1	DATE 02-13-17	DRAWING NUMBER 71A109
	TITLE MOUNTING GROUP-QUICK FIT				