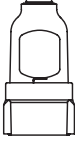

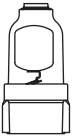

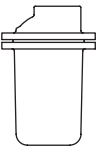

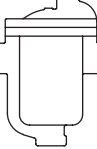

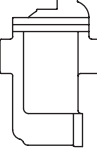

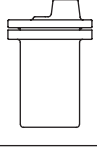

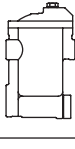

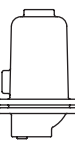



Liquid Drainers ID Charts

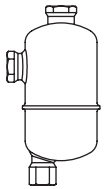

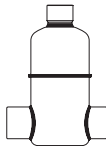

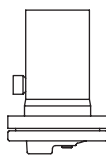

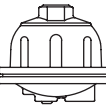

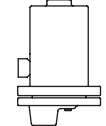

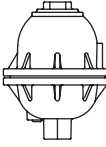

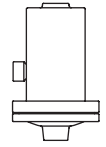

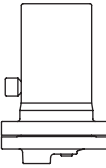

Armstrong Liquid Drainers															
Illustration	Type	Flow Direction	Connection Type	Max. Allow. Press. psig	TMA °F	Body Material	Model	Max. Oper. Press. psig	Connection Size						Located on Page
									1/2"	3/4"	1"	1-1/4"	1-1/2"	2"	
	Series 1-LDC See-Thru Free Floating Lever Drain Traps Capacities to 1,500 lb/hr		Screwed	150	150	Nylon Cap Polysulfone Body	1-LDC	150	●	★★					502
	Series 1-LDCW See-Thru Free Floating Lever Drain Traps for Ozone Applications		Screwed	150	150	PBT Cap (Polybutylene Terephthalate) Polysulfone Body	1-LDCW		▲	★★					505
	Series 200 BVSW Inverted Bucket Drain Traps Capacities to 7,000 lb/hr		Screwed	250	450	ASTM A48 Class 30 Cast Iron	211 212 213	250	●	●					506
	Series 800 BVSW Inverted Bucket Drain Traps Capacities to 7,000 lb/hr		Screwed	250	450	ASTM A48 Class 30 Cast Iron	800 811 812 813	150 250 250 250	●	●	●				506
	Series 880 BVSW Inverted Bucket Drain Traps Capacities to 7,000 lb/hr		Screwed	250	450	ASTM A48 Class 30 Cast Iron	880 881 882 883	150 250 250 250	●	●	●				506
	Series 300 BVSW Inverted Bucket Drain Traps Capacities to 7,000 lb/hr		Screwed Socketweld Flanged†	600 1,080	650 650	ASTM A105 Forged Steel	312 313	600	●	●	●				506
	Series 900 BVSW Inverted Bucket Drain Traps Capacities to 7,000 lb/hr		Screwed Socketweld Flanged†	600	650	ASTM A216 WCB Cast Steel	981 983	300 600	●	●	●				509
	Series 1, 2, 3, 6 Free Floating Lever Drain Traps Capacities to 49,000 lb/hr		Screwed	300 250	200 450	ASTM A48 Class 30 Cast Iron	1-LD 2-LD 3-LD 6-LD	300 250	★ ●	●	●			●	509

★ 1/4" outlet connection
 ★★ 1/2" outlet connection
 † Flange selection may limit pressure and temperature rating.
 †† Side connection not available.

Liquid Drainers



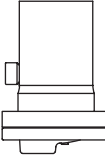

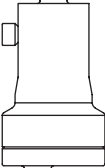



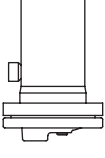

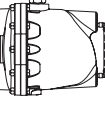

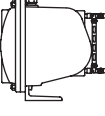

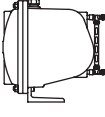

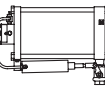

Armstrong® Liquid Drainers ID Charts

Armstrong Liquid Drainers															
Illustration	Type	Flow Direction	Connection Type	Max. Allow. Press. psig	TMA °F	Body Material	Model	Max. Oper. Press. psig	Connection Size						Located on Page
									1/2"	3/4"	1"	1-1/4"	1-1/2"	2"	
	Series 11, 22, 13 Free Floating Lever Drain Traps Capacities to 9,500 lb/hr		Screwed Socketweld	500 or 440	100 or 500	304-L Stainless Steel	11-LD††	400	●	★★				510	
			Screwed Socketweld	600 or 475	100 or 500		22-LD	533	●						
			Screwed Socketweld (22 and 13 Series Only)	570 or 490	100 or 500		13-LD	570		●					
	180-LD/181-LD Free Floating Lever Drain Traps Capacities to 1,100 lb/hr		Screwed Socketweld	500 or 440	100 or 500	304L Stainless Steel	180-LD	229	●				512		
							181-LD	350		●					
	Series 30 Free Floating Lever Drain Traps Capacities to 42,000 lb/hr		Screwed Socketweld Flanged†	600 or 500	100 or 750	ASTM A105 Forged Steel	32-LD	600	●	●	●		511		
				1,000 or 600	100 or 750		33-LD	900	●	●	●				
				1,000 or 600	100 or 750		36-LD	1,000			●	●			
	Series 21 Fixed Pivot Drain Trap Capacities to 2,700 lb/hr		Screwed	250	450	ASTM A48 Class 30 Cast Iron	21	250	●	●			514		
	Series 21-312 Fixed Pivot Drain Traps Capacities to 3,900 lb/hr		Screwed Socketweld Flanged†	600 or 500	100 or 750	ASTM A105 Forged Steel	21-312	74	●	●	●				
				21-312V	600		●	●	●						
	Series 71-A Snap Action Drain Trap Capacities to 1,950 lb/hr		Screwed	250	450	ASTM A48 Class 30 Cast Iron	71-A	250		●	●				
	Series 71-315 Snap Action Drain Trap Capacities to 1,950 lb/hr		Screwed Socketweld Flanged†	1,000 or 600	100 or 750	ASTM A105 Forged Steel	71-315	1,000		●	●	●			
	Series 2300 High Leverage Spring-Loaded Float Type Drain Trap Capacities to 14,500 lb/hr		Screwed Socketweld Flanged†	1,000 or 600	100 or 750	ASTM A105 Forged Steel	2313-HLS	1,000	●	●	●		516		
							2315-HLS			●	●	●			
							2316-HLS				●	●			

† Flange selection may limit pressure and temperature rating.

Liquid Drainers

Liquid Drainers ID Charts

Armstrong Liquid Drainers																			
Illustration	Type	Flow Direction	Connection Type	Max. Allow. Press. psig	TMA °F	Body Material	Model	Max. Oper. Press. psig	Connection Size							Located on Page			
									1/2"	3/4"	1"	1-1/4"	1-1/2"	2"	2-1/2"		3"		
	Series 2400 High Leverage Spring-Loaded Float Type Drain Traps Capacities to 16,250 lb/hr		Screwed Socketweld Flanged†	1,500 or 900	100 or 850	ASTM A182 Gr. F22 Forged Steel	2413-HLS	1,500	●	●	●						516		
				1,800 or 900	100 or 900		2415-HLS	1,800			●	●					516		
							2416-HLS	1,800				●	●						
	Series 2500/2600 High Leverage Spring-Loaded Float Type Drain Traps Capacities to 11,000 lb/hr		Screwed Socketweld Flanged†	2,120 or 1,700	100 or 900	ASTM A182 Gr. F22 Forged Steel	25133G HLS	2,120		●	●	●					516		
				2,520 or 2,000	100 or 900		25155G HLS	2,520			●	●	●						
				3,700 or 3,000	100 or 900		26155G HLS	3,700				●	●						
	Series 2, 3, 6 Free Floating Lever Dual Gravity Drain Traps Capacities to 40,000 lb/hr		Screwed			ASTM A48 Class 30 Cast Iron	2-DG	190	●	●							518		
							3-DG	250		●	●								
							6-DG	250				●	●						
	Series 30 Free Floating Lever Dual Gravity Drain Traps Capacities to 40,000 lb/hr		Screwed Socketweld Flanged†	600 or 500	100 or 750	ASTM A105 Forged Steel	32-DG	325	●	●	●						518		
				1,000 or 600	100 or 750		33-DG	700		●	●								
				1,000 or 600	100 or 750		36-DG	1,000				●	●						
	Series JD&KD Ultra-Capacity Drain Traps Capacities to 302,000 lb/hr		Screwed			ASTM A395 Ductile Iron	JD8	300*						●			520		
							KD8							●					
							KD10									●			
							KD12											●	
	Series L&M Ultra-Capacity Drain Traps Capacities to 700,000 lb/hr		Screwed			ASTM A48 Class 30 Cast Iron	L8	250*						●			520		
							L10								●				
							M12											●	
	Series LS&MS Ultra-Capacity Drain Traps Capacities to 700,000 lb/hr		Screwed Socketweld Flanged†			ASTM A216 WCB Cast Steel	LS8	450*						●			520		
							LS10								●				
							MS12											●	
	ADP-1 Pneumatically Operated Liquid Drainer Capacities to 1.5 lb liquid per cycle		Screwed	180	150	Aluminum ASTM B221 6061-T6511	ADP-1	180		●							524		

*For different specific gravities, see table LD-33 on page LD-49.

†Flange selection may limit pressure and temperature rating.

Designs, materials, weights and performance ratings are approximate and subject to change without notice. Visit armstronginternational.com for up-to-date information.